

KappaLite 3012HO Large Sealed Midbass Cabinet

By Jerry McNutt, Eminence Speaker LLC

Limit to 325 Watts; F3 of 144 Hz. High pass at 120 Hz minimum.



Box Properties

--Description--

Name:

Type: Closed Box

Shape: Prism, square

--Box Parameters--

Vb = 2.511 cu.ft

V(total) = 2.621 cu.ft

Qtc = 0.402

QL = 19.98

F3 = 144.2 Hz

Fill = heavy

Driver Properties

--Description--

Name: KappaLite3012HO

Type: Standard one-way driver

Company: Eminence Speaker LLC

Comment: High Power Neo Woofer

--Configuration--

No. of Drivers = 1

--Driver Parameters--

Fs = 51.5 Hz

Qms = 8.39

Vas = 2.864 cu.ft

Xmax = 0.244 in

Sd = 82.52 sq.in

Qes = 0.33

Re = 5.45 ohms

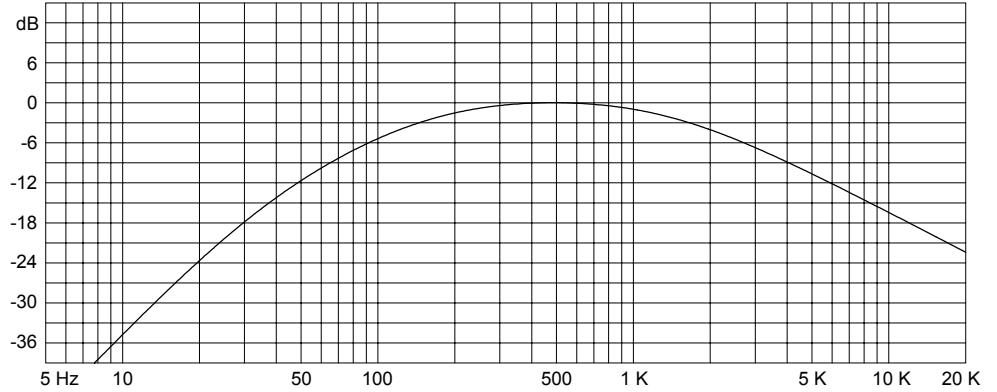
Le = 0.57 mH

Z = 8 ohms

Pe = 400 watts

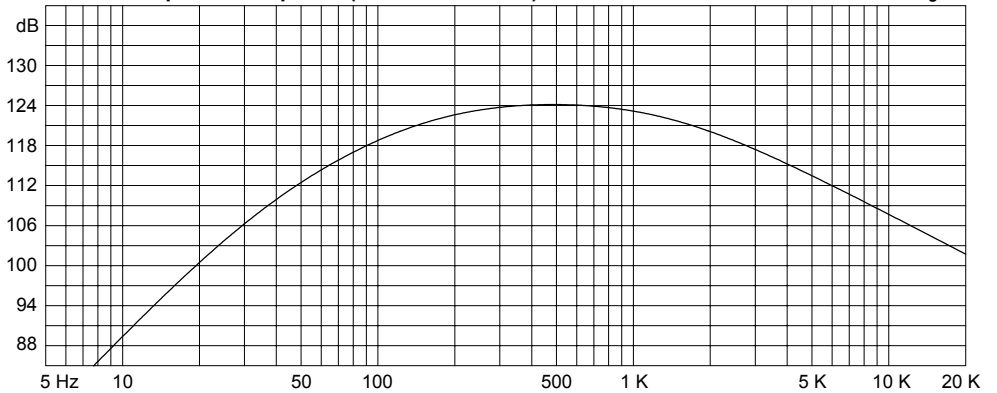
Normalized Amplitude Response (dB-SPL/Hz)

Eminence Designer



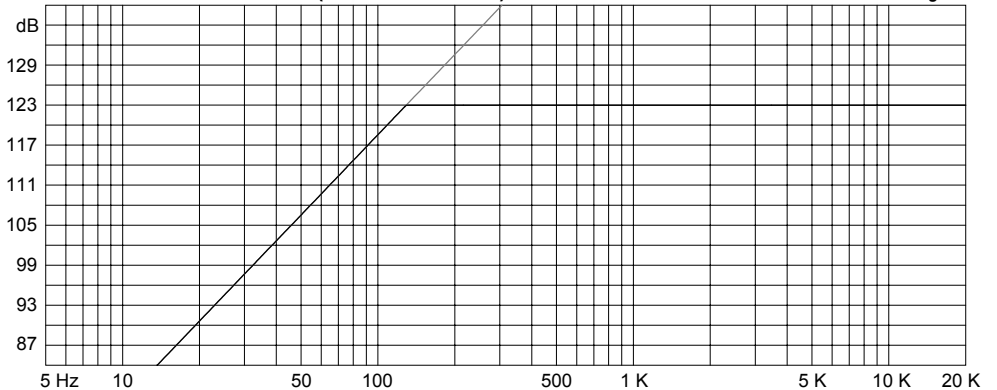
Custom Amplitude Response (dB-SPL/Hz at 1 m) with 325 watts

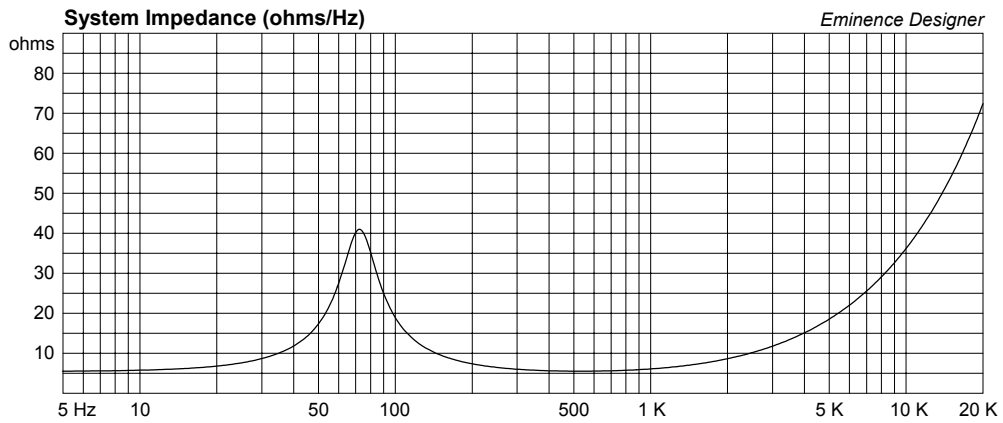
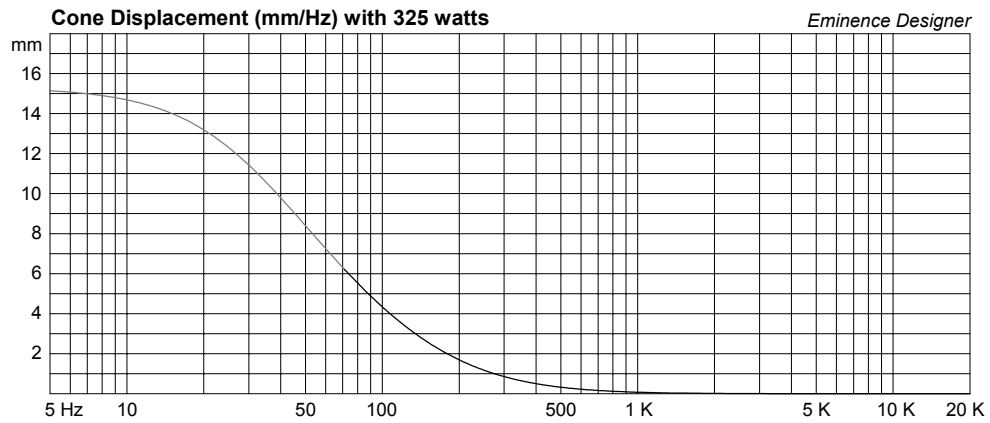
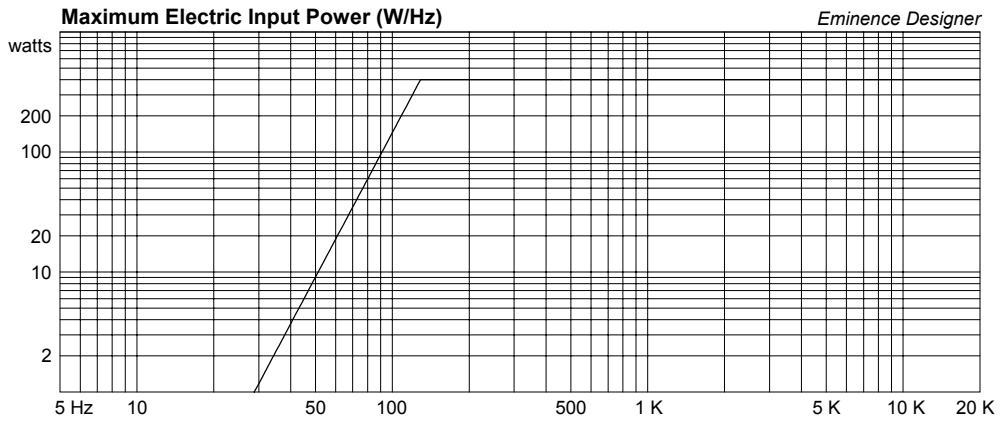
Eminence Designer

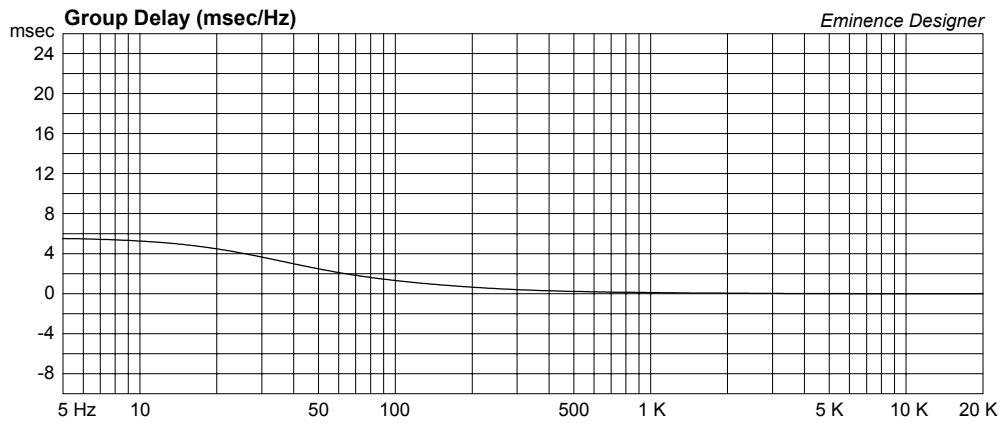
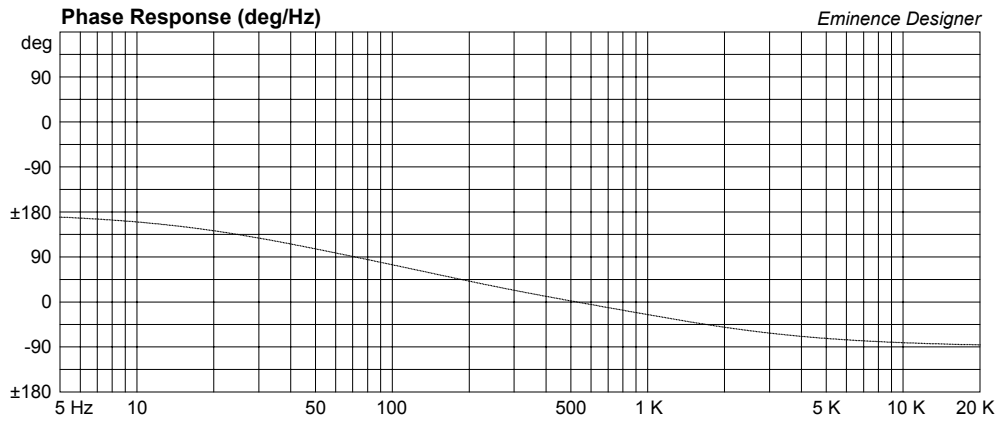


Maximum Acoustic Power (dB-SPL/Hz at 1 m)

Eminence Designer







KappaLite 3012HO Small Vented Cabinet

By Jerry McNutt, Eminence Speaker LLC
400 Watt Thermal Limit; F3 at 88 Hz. High Pass at 70 Hz.
Great for small Sat or high power Floor Wedge.



Box Properties

--Description--

Name:

Type: Vented Box

Shape: Prism, square

--Box Parameters--

Vb = 0.858 cu.ft

V(total) = 1.035 cu.ft

Fb = 63.93 Hz

QL = 7

F3 = 88.28 Hz

Fill = minimal

--Vents--

No. of Vents = 2

Vent shape = round

Vent ends = one flush

Dv = 3 in

Lv = 7.732 in

Driver Properties

--Description--

Name: KappaLite3012HO

Type: Standard one-way driver

Company: Eminence Speaker LLC

Comment: High Power Neo Woofer

--Configuration--

No. of Drivers = 1

--Driver Parameters--

Fs = 51.5 Hz

Qms = 8.39

Vas = 2.864 cu.ft

Xmax = 0.244 in

Sd = 82.52 sq.in

Qes = 0.33

Re = 5.45 ohms

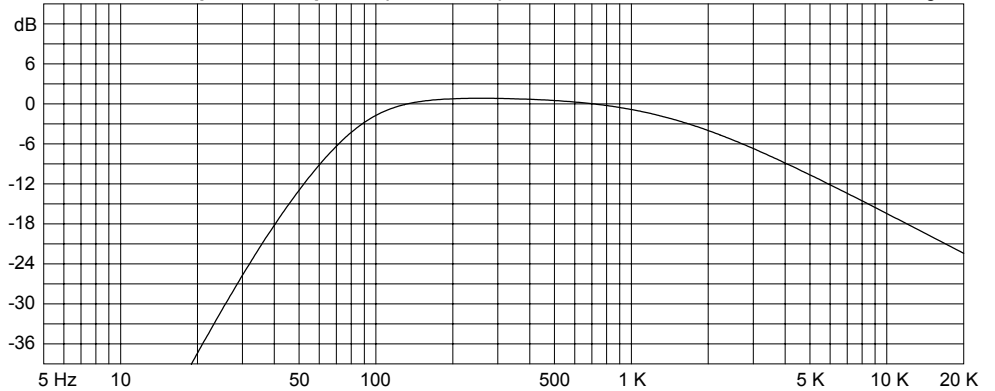
Le = 0.57 mH

Z = 8 ohms

Pe = 400 watts

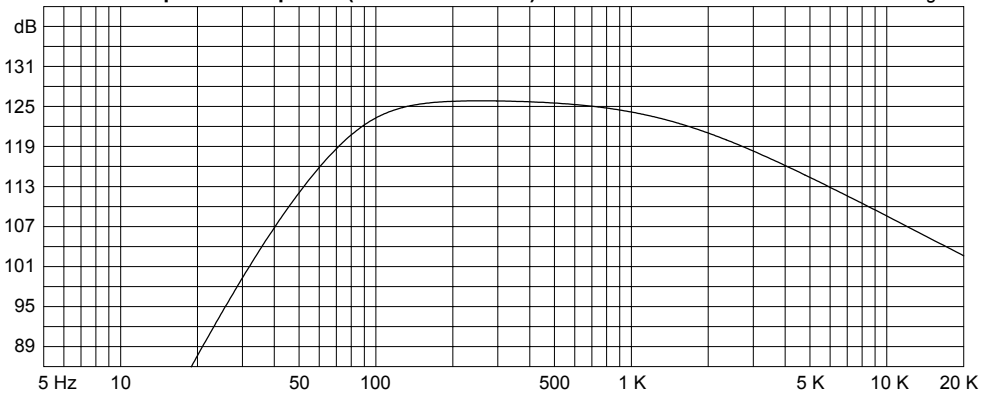
Normalized Amplitude Response (dB-SPL/Hz)

Eminence Designer



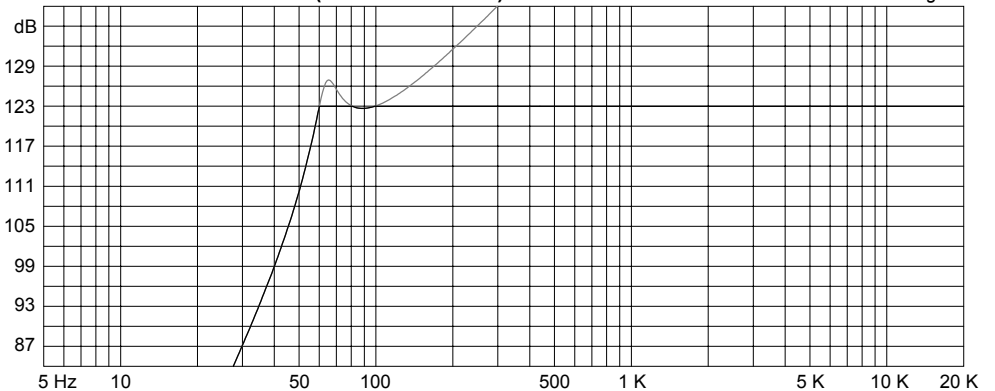
Custom Amplitude Response (dB-SPL/Hz at 1 m) with 400 watts

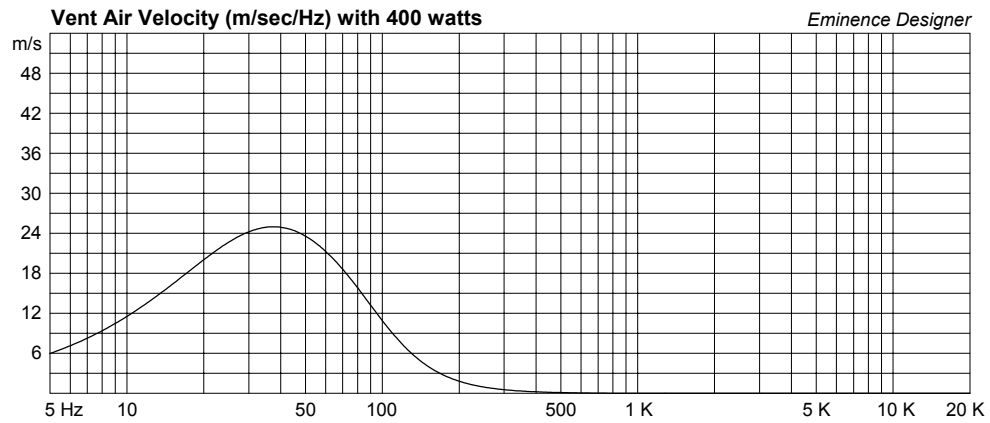
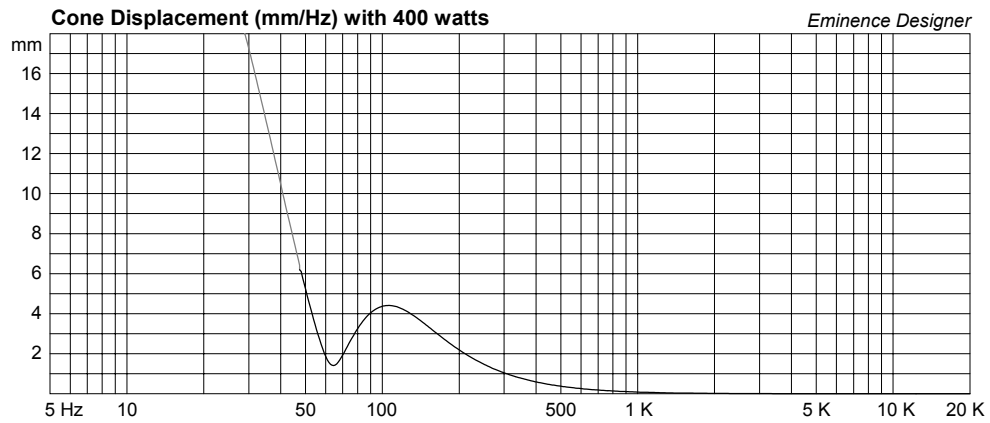
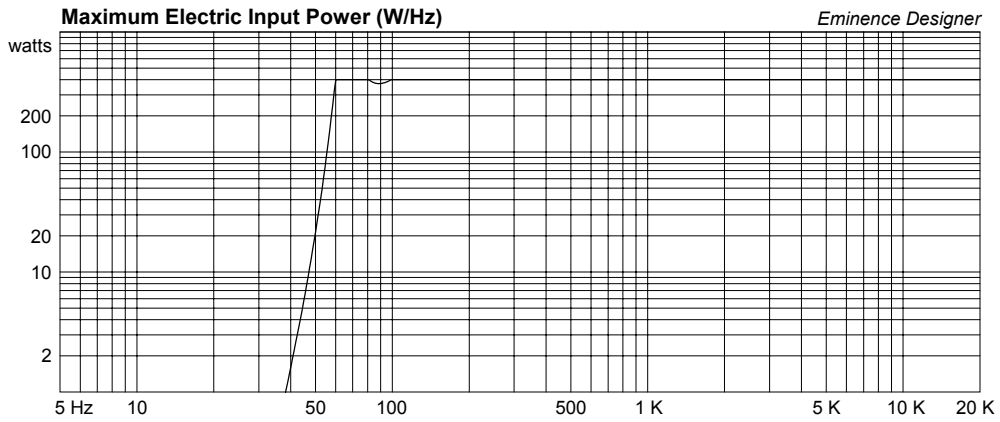
Eminence Designer

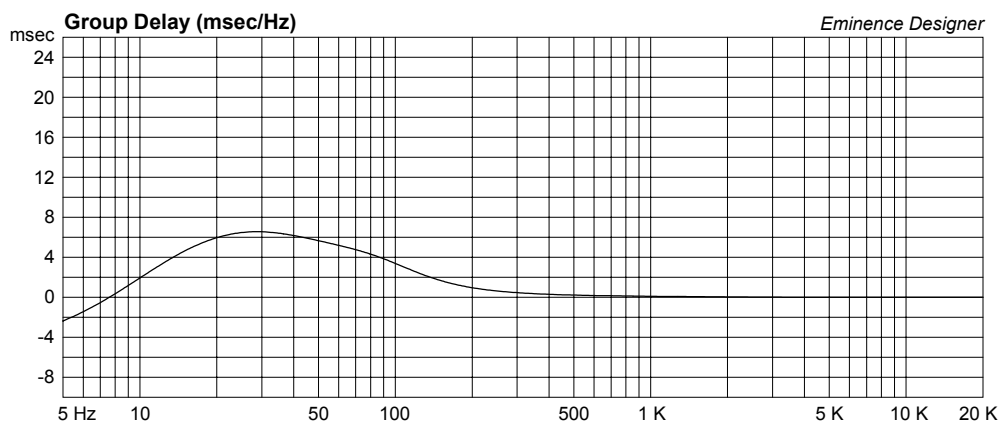
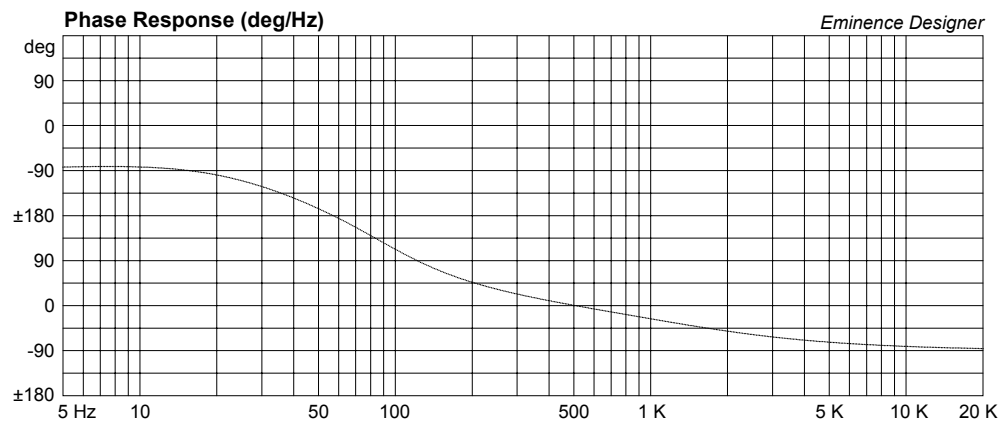
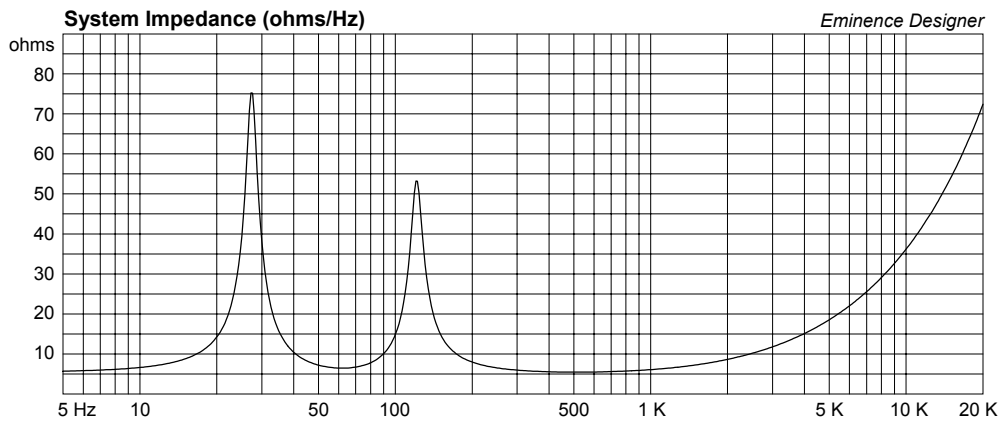


Maximum Acoustic Power (dB-SPL/Hz at 1 m)

Eminence Designer







KappaLite 3012HO Small Sealed MidBass Cabinet

By Jerry McNutt, Eminence Speaker LLC

Limit to 325 Watts; F3 of 138. High pass at 110 Hz minimum.



Box Properties

--Description--

Name:

Type: Closed Box

Shape: Prism, square

--Box Parameters--

Vb = 0.892 cu.ft

V(total) = 1.002 cu.ft

Qtc = 0.532

QL = 19.98

F3 = 138.1 Hz

Fill = heavy

Driver Properties

--Description--

Name: KappaLite3012HO

Type: Standard one-way driver

Company: Eminence Speaker LLC

Comment: High Power Neo Woofer

--Configuration--

No. of Drivers = 1

--Driver Parameters--

Fs = 51.5 Hz

Qms = 8.39

Vas = 2.864 cu.ft

Xmax = 0.244 in

Sd = 82.52 sq.in

Qes = 0.33

Re = 5.45 ohms

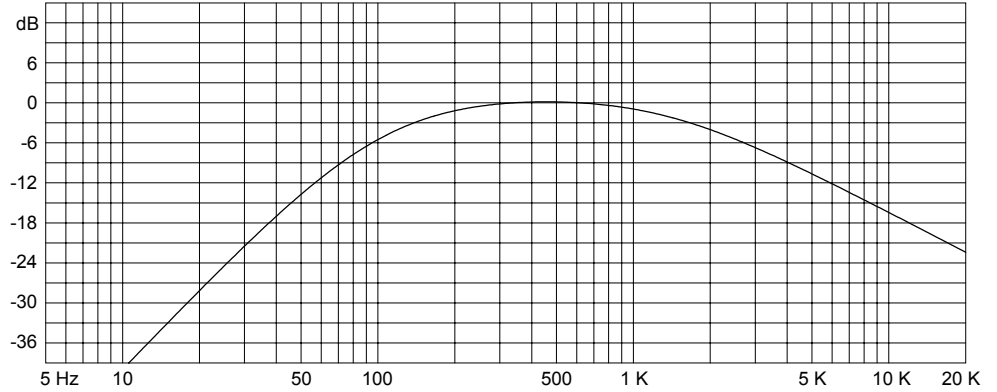
Le = 0.57 mH

Z = 8 ohms

Pe = 400 watts

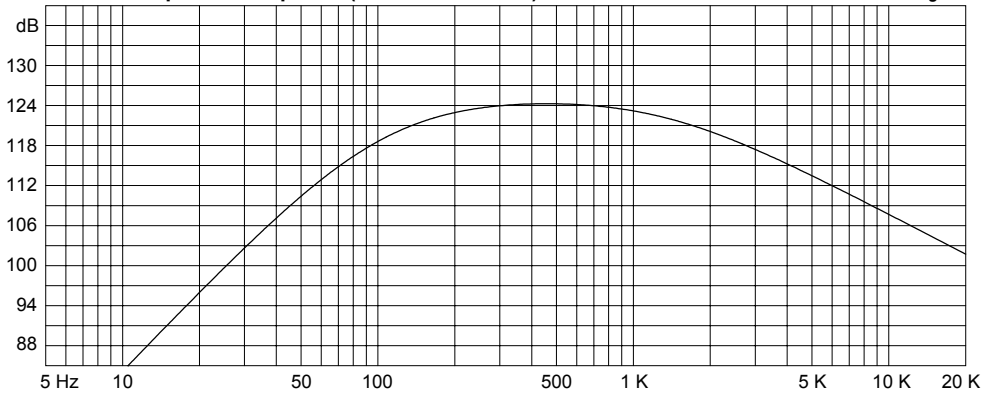
Normalized Amplitude Response (dB-SPL/Hz)

Eminence Designer



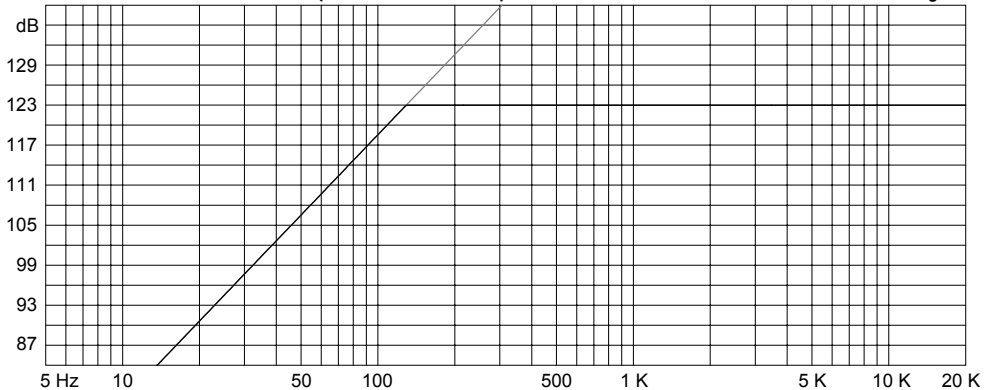
Custom Amplitude Response (dB-SPL/Hz at 1 m) with 325 watts

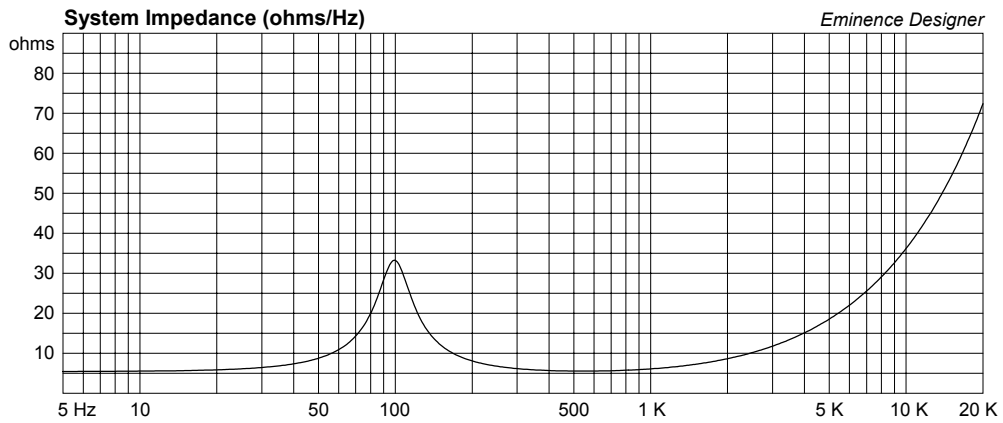
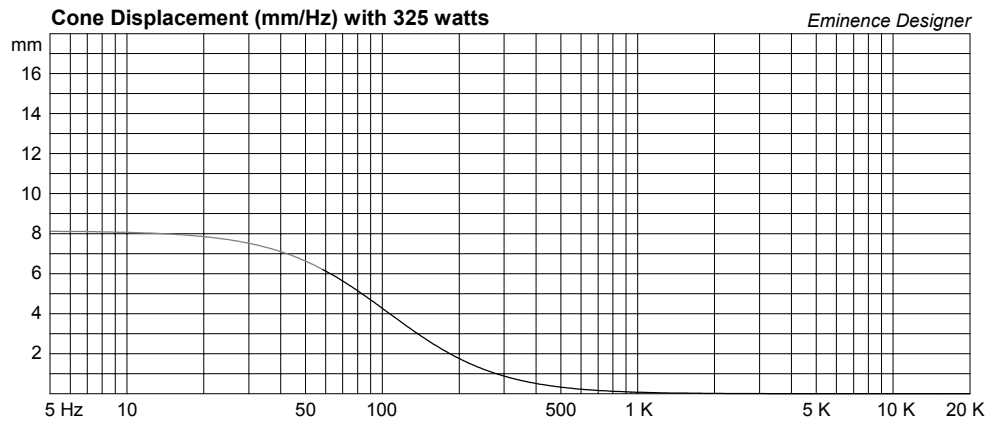
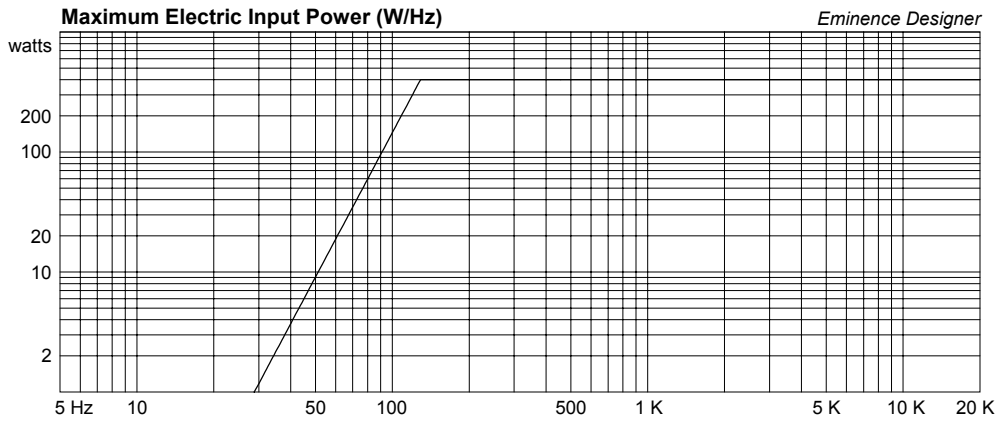
Eminence Designer

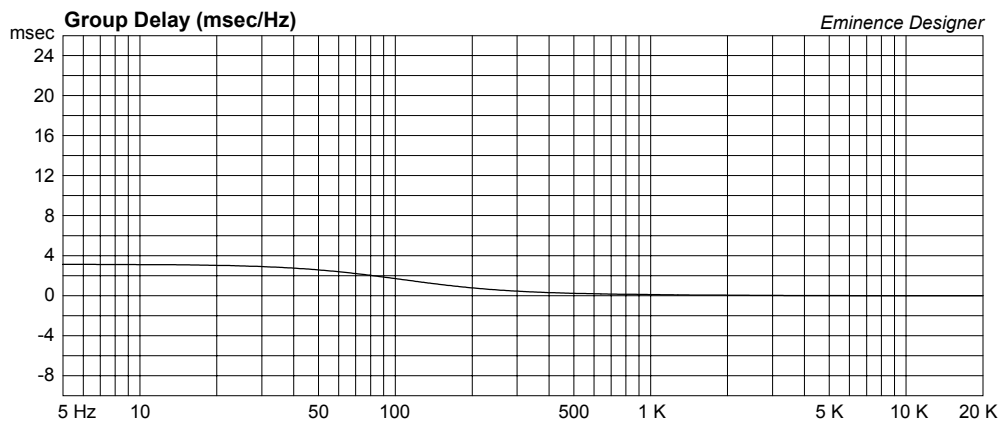
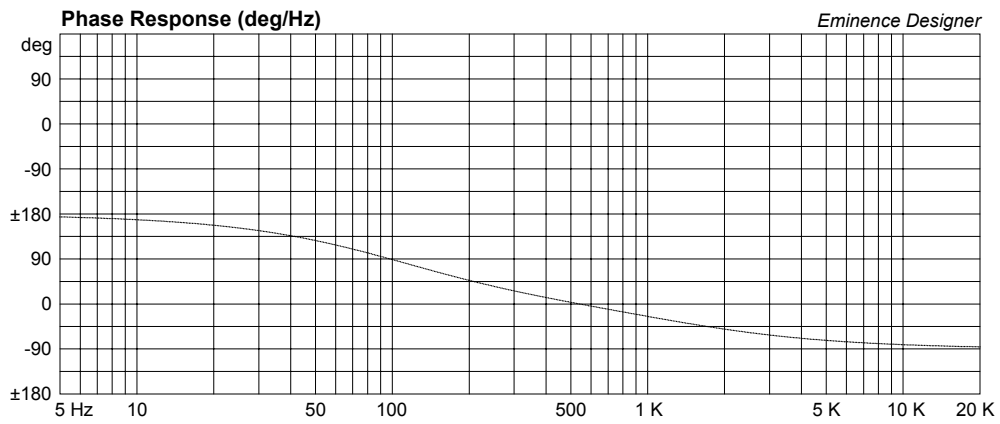


Maximum Acoustic Power (dB-SPL/Hz at 1 m)

Eminence Designer







KappaLite 3012HO Med Vented Cabinet

By Jerry McNutt, Eminence Speaker LLC
400 Watt Thermal Limit; F3 at 74Hz. High Pass at 50 Hz.
Great for High Power PA Sat or high power Floor Wedge.



Box Properties

--Description--

Name:

Type: Vented Box

Shape: Prism, square

--Box Parameters--

Vb = 1.25 cu.ft

V(total) = 1.489 cu.ft

Fb = 65 Hz

QL = 7

F3 = 73.77 Hz

Fill = minimal

--Vents--

No. of Vents = 2

Vent shape = round

Vent ends = one flush

Dv = 4 in

Lv = 8.582 in

Driver Properties

--Description--

Name: KappaLite3012HO

Type: Standard one-way driver

Company: Eminence Speaker LLC

Comment: High Power Neo Woofer

--Configuration--

No. of Drivers = 1

--Driver Parameters--

Fs = 51.5 Hz

Qms = 8.39

Vas = 2.864 cu.ft

Xmax = 0.244 in

Sd = 82.52 sq.in

Qes = 0.33

Re = 5.45 ohms

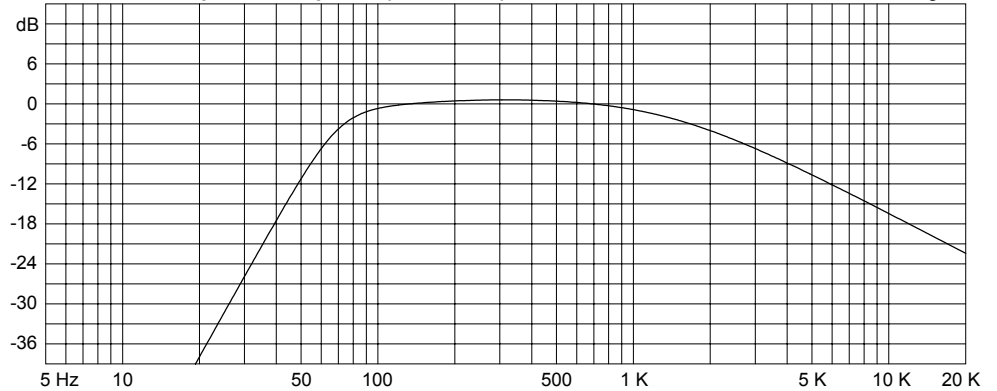
Le = 0.57 mH

Z = 8 ohms

Pe = 400 watts

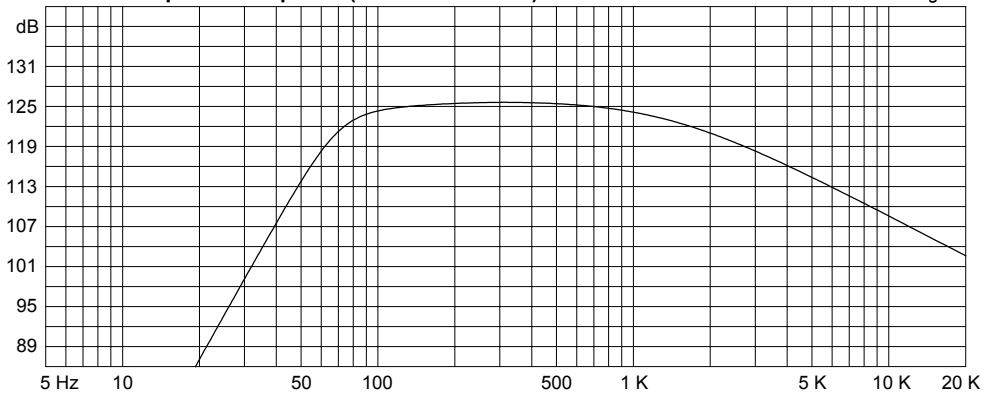
Normalized Amplitude Response (dB-SPL/Hz)

Eminence Designer



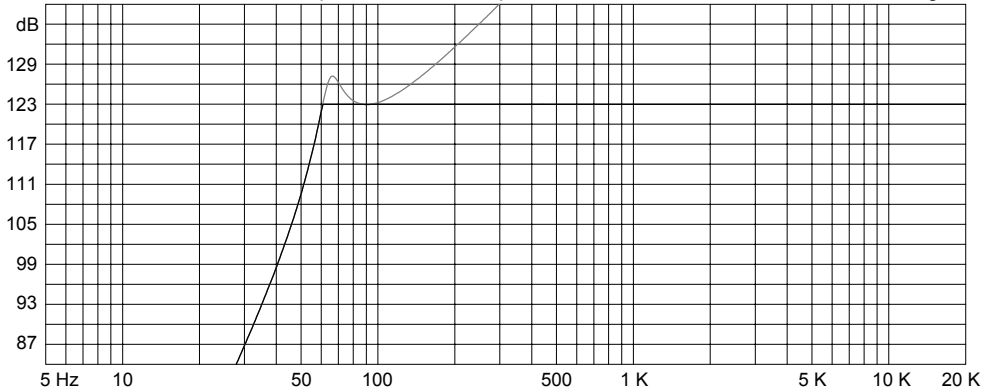
Custom Amplitude Response (dB-SPL/Hz at 1 m) with 400 watts

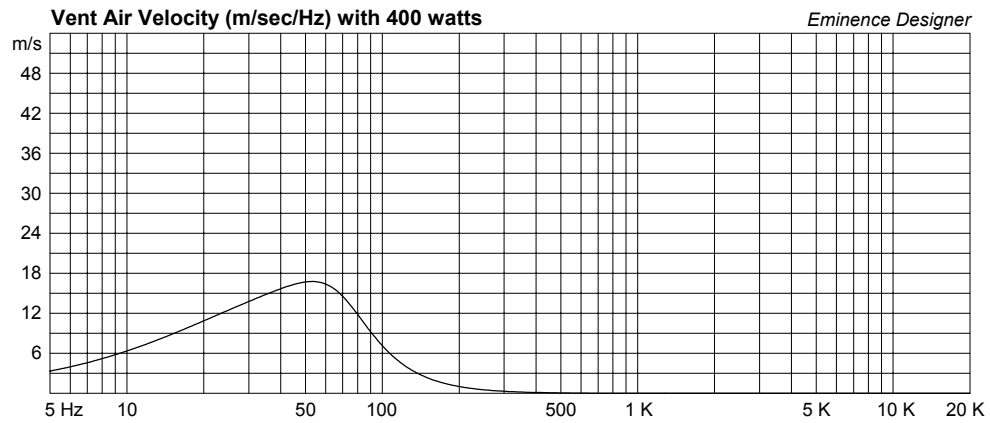
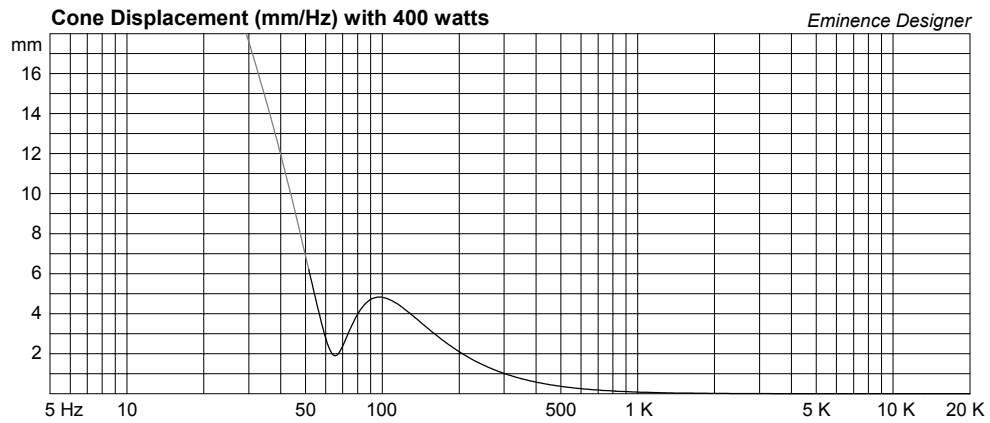
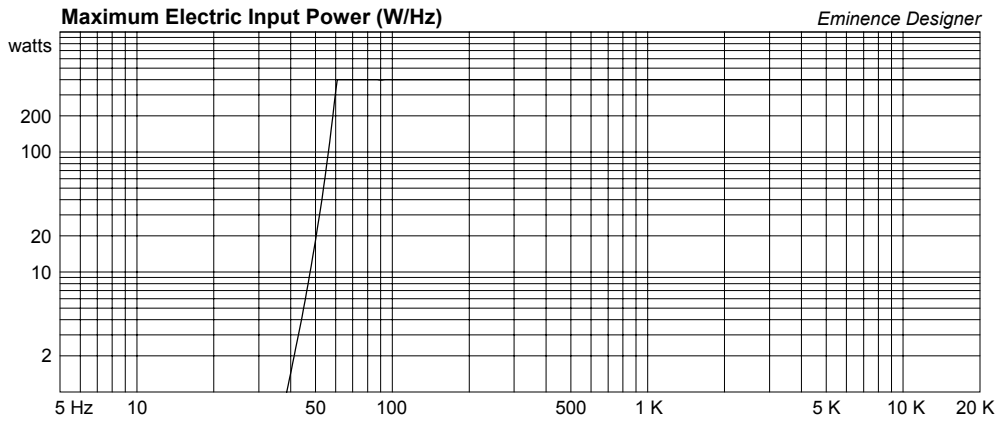
Eminence Designer

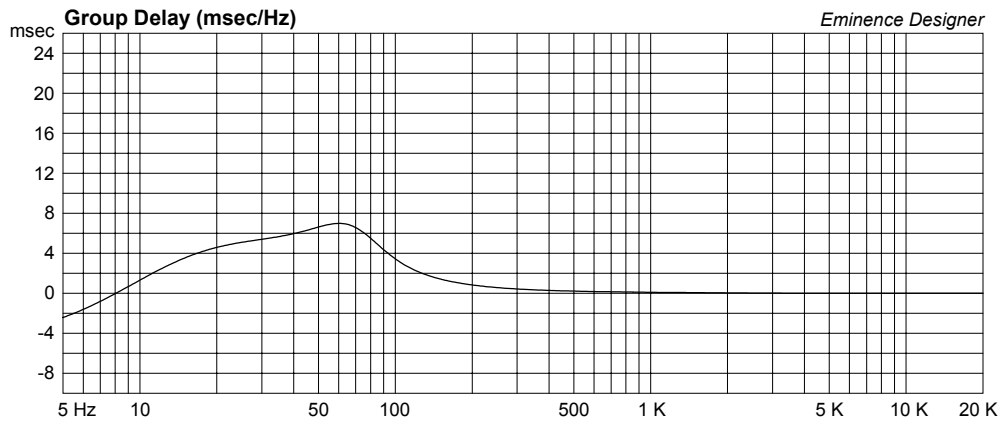
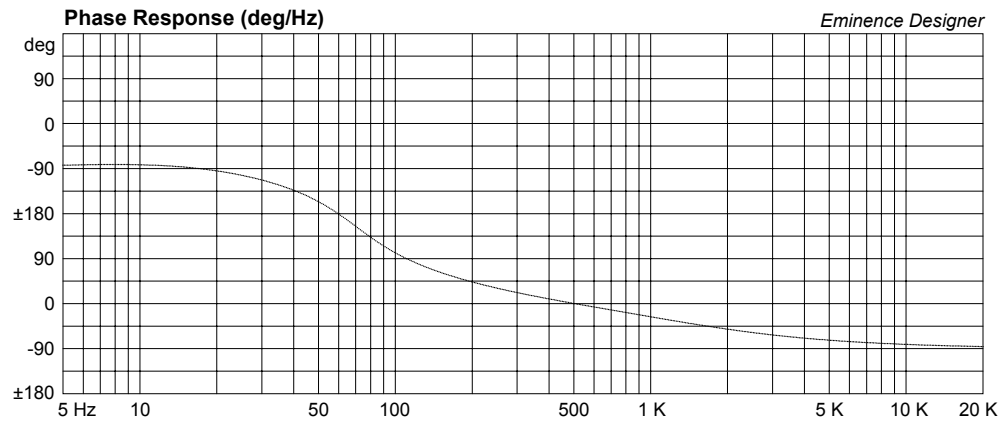
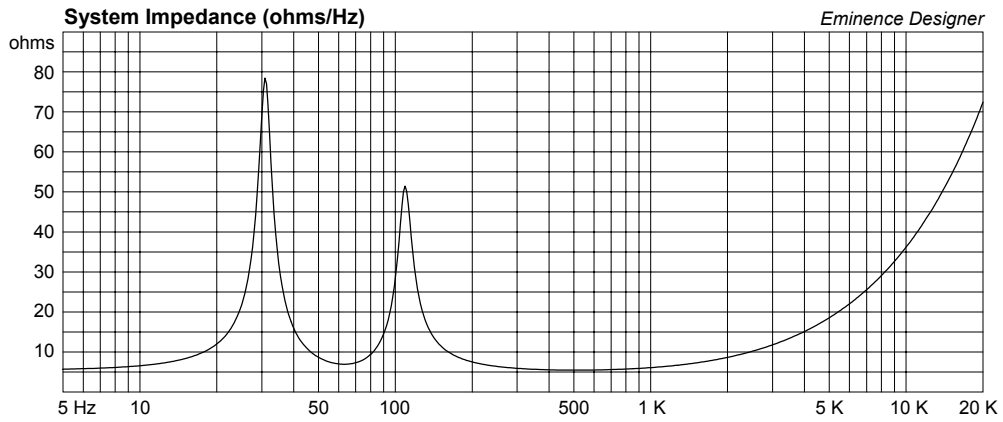


Maximum Acoustic Power (dB-SPL/Hz at 1 m)

Eminence Designer







KappaLite 3012HO Large Vented Cabinet

By Jerry McNutt, Eminence Speaker LLC
300 Watt Limit; F3 at 51 Hz. High Pass at 40 Hz.
Great for Med Power Full Range PA.



Box Properties

--Description--

Name:

Type: Vented Box

Shape: Prism, square

--Box Parameters--

Vb = 3.6 cu.ft

V(total) = 3.801 cu.ft

Fb = 55 Hz

QL = 7

F3 = 51.04 Hz

Fill = minimal

--Vents--

No. of Vents = 3

Vent shape = round

Vent ends = one flush

Dv = 4 in

Lv = 4.439 in

Driver Properties

--Description--

Name: KappaLite3012HO

Type: Standard one-way driver

Company: Eminence Speaker LLC

Comment: High Power Neo Woofer

--Configuration--

No. of Drivers = 1

--Driver Parameters--

Fs = 51.5 Hz

Qms = 8.39

Vas = 2.864 cu.ft

Xmax = 0.244 in

Sd = 82.52 sq.in

Qes = 0.33

Re = 5.45 ohms

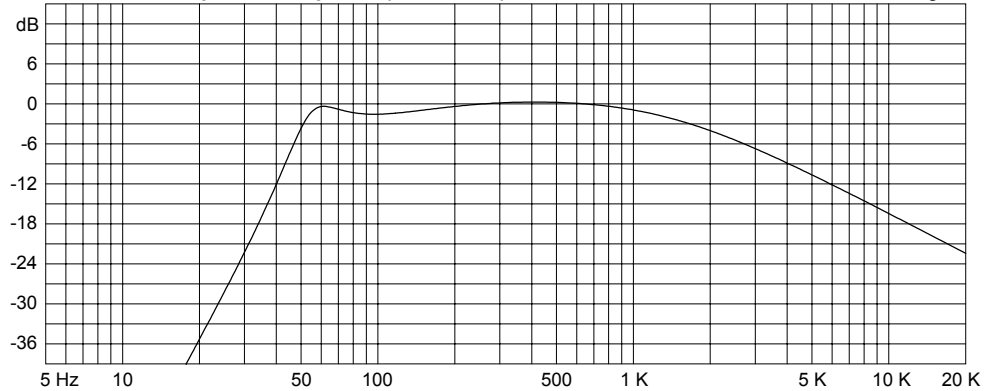
Le = 0.57 mH

Z = 8 ohms

Pe = 400 watts

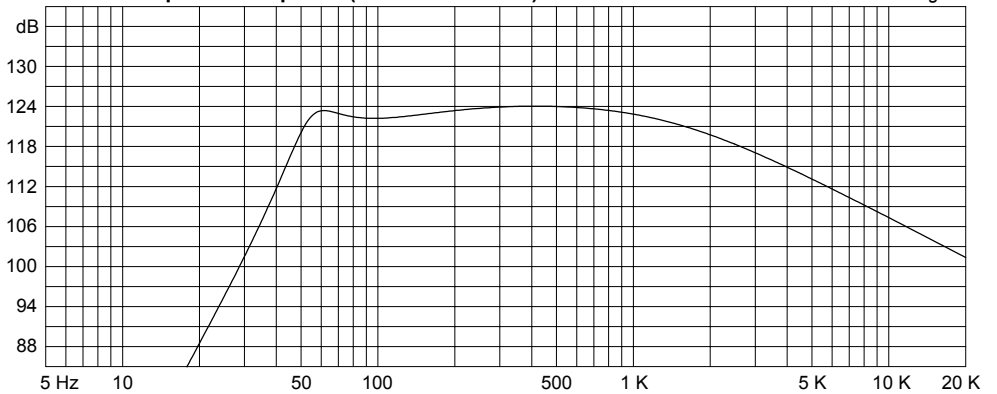
Normalized Amplitude Response (dB-SPL/Hz)

Eminence Designer



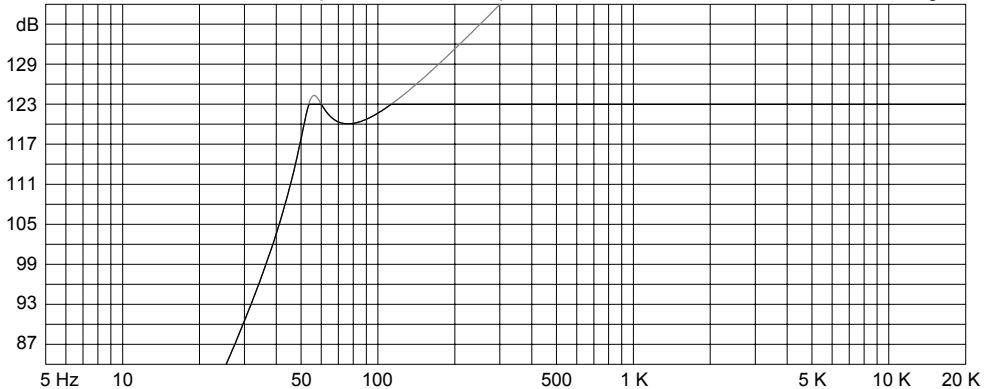
Custom Amplitude Response (dB-SPL/Hz at 1 m) with 300 watts

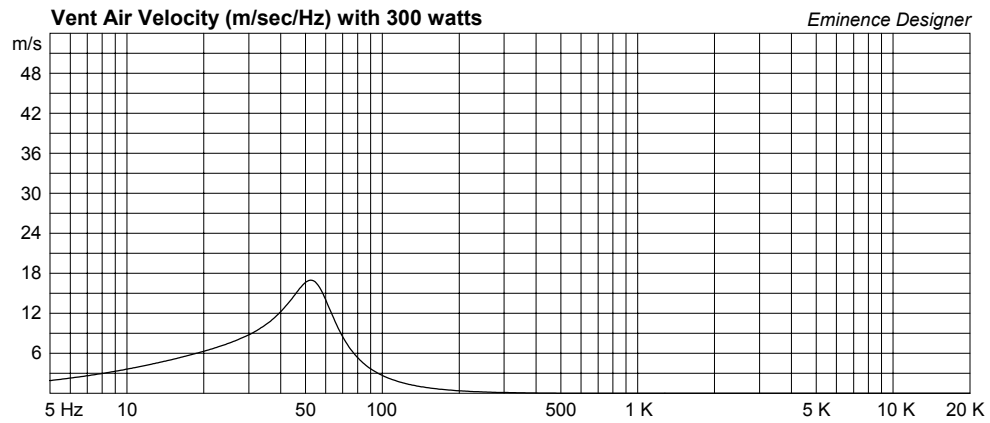
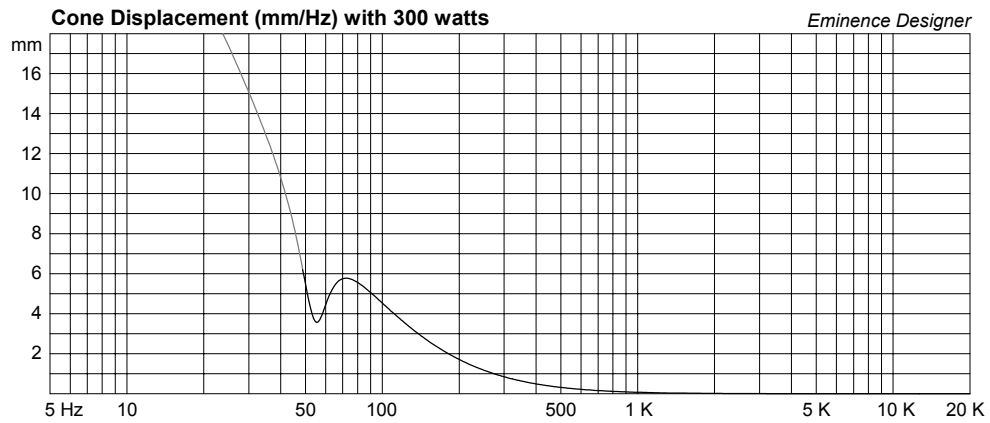
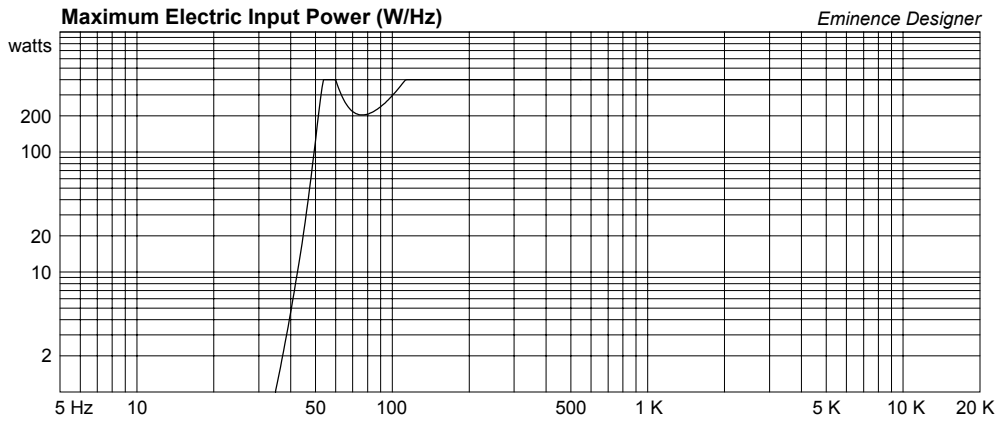
Eminence Designer

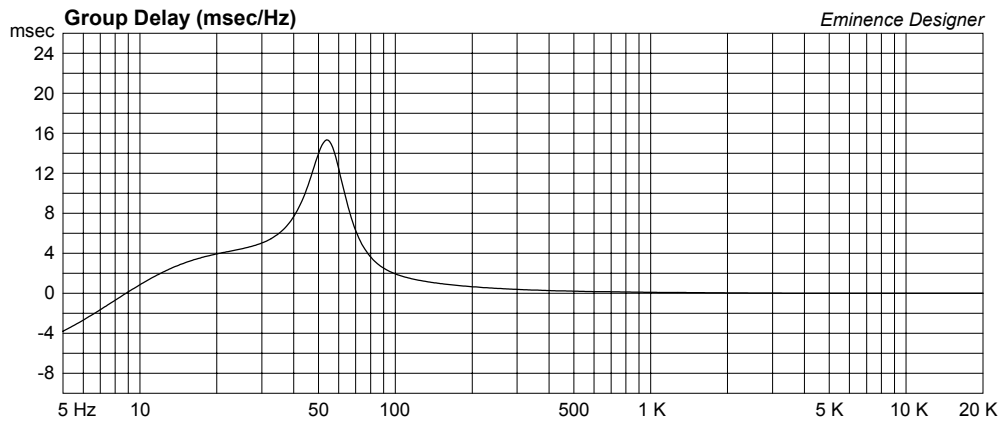
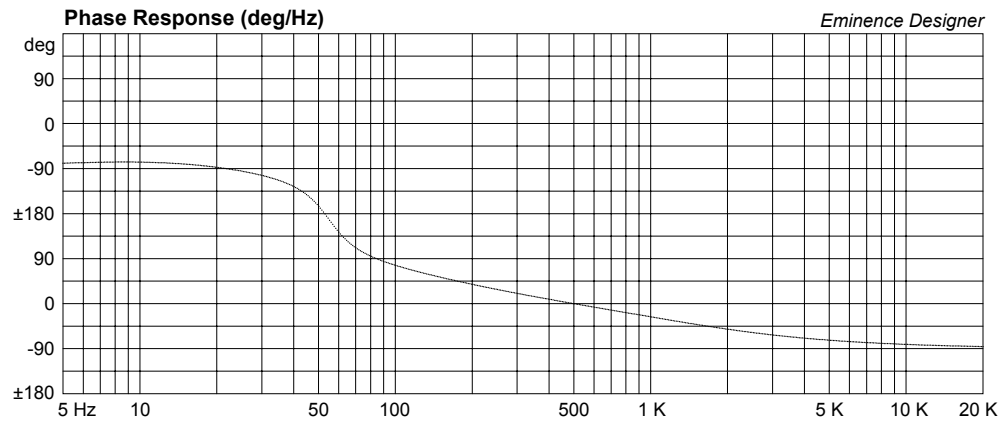
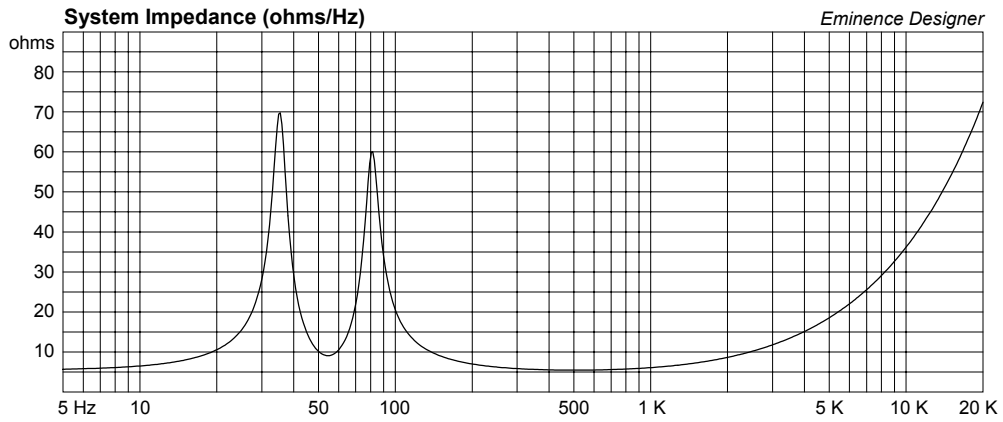


Maximum Acoustic Power (dB-SPL/Hz at 1 m)

Eminence Designer







KappaLite 3012HO Twin Hi-Pwr FOH Main Cabinet

By Jerry McNutt, Eminence Speaker LLC

800 Watt Thermal Limit; F3 at 80 Hz. High Pass 90-125 Hz.

Place slot ports at top and bottom of cabinet to promote air flow.



Box Properties

--Description--

Name:

Type: Vented Box

Shape: Prism, square

--Box Parameters--

Vb = 2.1 cu.ft

V(total) = 2.444 cu.ft

Fb = 70 Hz

QL = 7

F3 = 78.73 Hz

Fill = minimal

--Vents--

No. of Vents = 2

Vent shape = rectangle

Vent ends = one flush

Hv = 2 in

Wv = 9 in

Lv = 5.892 in

Driver Properties

--Description--

Name: KappaLite3012HO

Type: Standard one-way driver

Company: Eminence Speaker LLC

Comment: High Power Neo Woofer

--Configuration--

No. of Drivers = 2

Mounting = Standard

Wiring = Parallel

Drivers sum coherently = Yes

--Driver Parameters--

Fs = 51.5 Hz

Qms = 8.39

Vas = 2.864 cu.ft [5.728]

Xmax = 0.244 in

Sd = 82.52 sq.in [165]

Qes = 0.33

Re = 5.45 ohms [2.725]

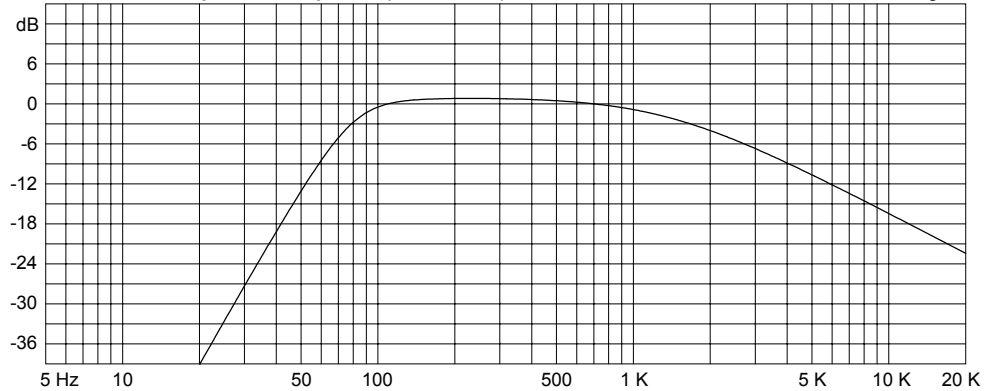
Le = 0.57 mH [0.285]

Z = 8 ohms [4]

Pe = 400 watts [800]

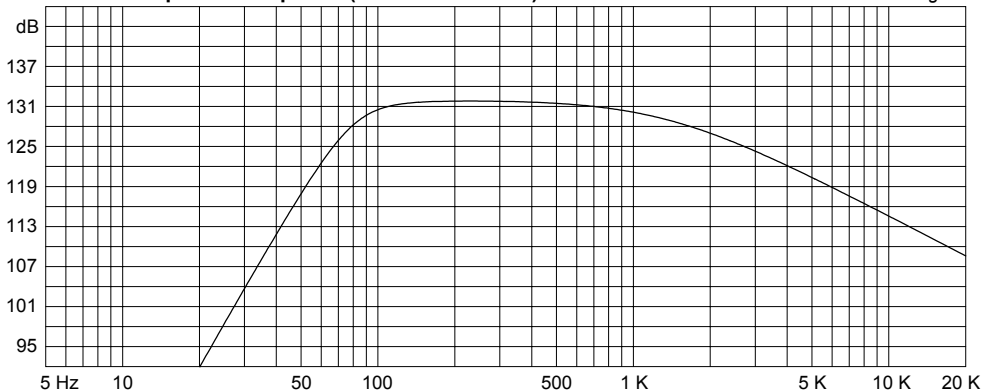
Normalized Amplitude Response (dB-SPL/Hz)

Eminence Designer



Custom Amplitude Response (dB-SPL/Hz at 1 m) with 800 watts

Eminence Designer



Maximum Acoustic Power (dB-SPL/Hz at 1 m)

Eminence Designer

