

SigmaPro18A Ext. Bass Shelf, Medium Power, Low F3

By McJerry, Eminence Speaker LLC

Displacement limited to 400 watts. Must use a 24dB per octave high pass filter set to 35 Hz or higher to protect driver from overexcursion. Place ports symmetrically around driver if possible.

Box Properties

--Description--

Name:

Type: Vented Box

Shape: Prism, square (optimum)

--Box Parameters--

Vb = 7 cu.ft

V(total) = 7.499 cu.ft

Fb = 38 Hz

QL = 7

F3 = 40.67 Hz

Fill = minimal

--Vents--

No. of Vents = 4

Vent shape = round

Vent ends = one flush

Dv = 4 in

Lv = 8.282 in

Driver Properties

--Description--

Name: Sigma Pro-18

Type: Standard one-way driver

Company: Eminence Speaker LLC

Comment: Revised NOV 2005

Piston: Paper cone.

Suspension: Cloth surround.

Dust Cap: Solid paper dust cap.

Frame: Diecast aluminum basket.

Voice Coil: 3 inch (76.2 mm) copper.

Magnet: 95 oz ferrite magnet.

--Configuration--

No. of Drivers = 1

--Driver Parameters--

Fs = 28 Hz

Qms = 8.28

Vas = 441.2 liters

Xmax = 6.1 mm

Sd = 1140 sq.cm

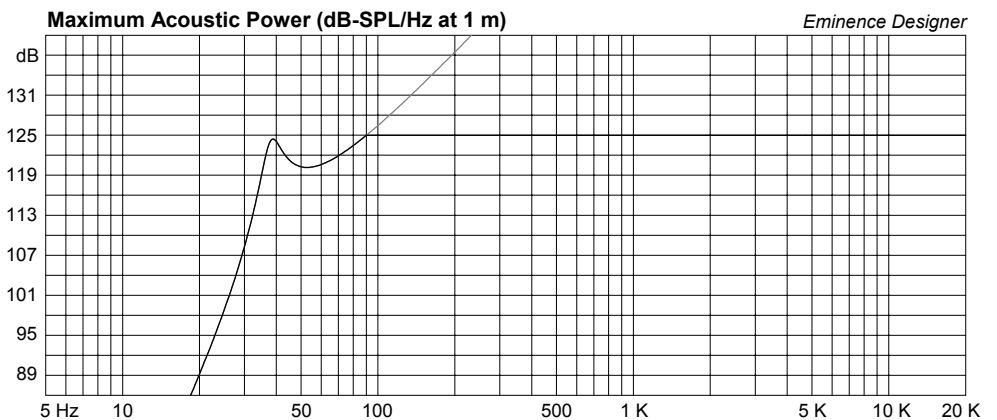
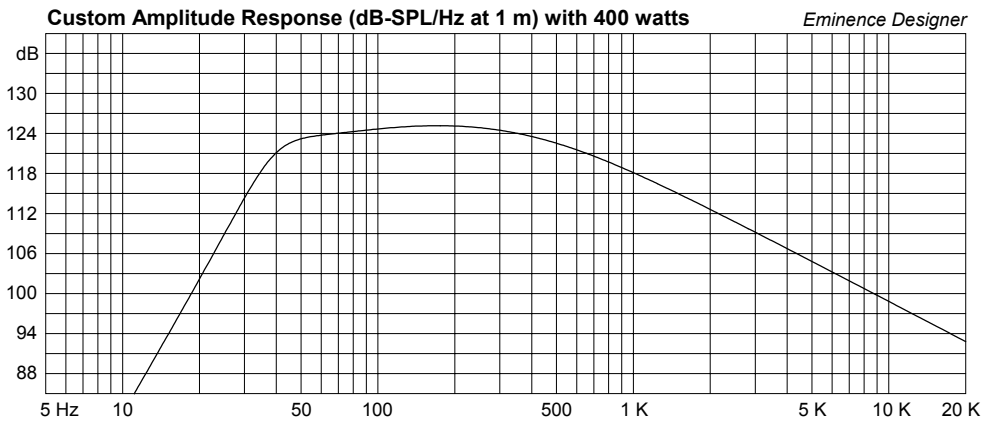
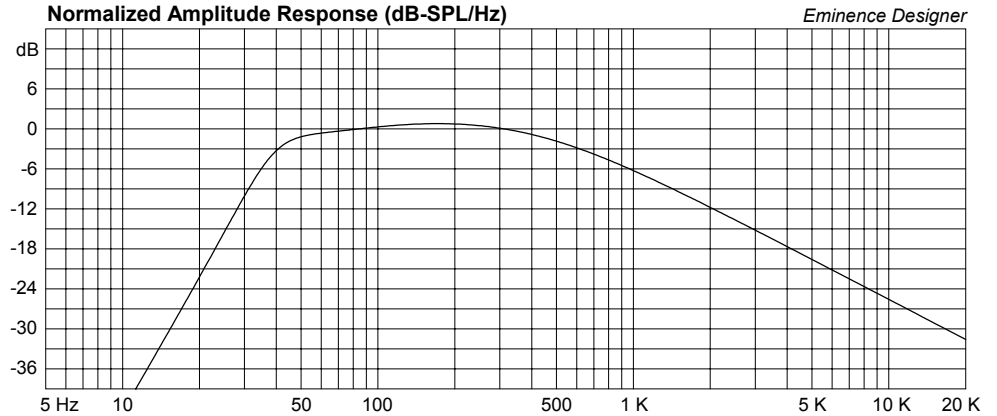
Qes = 0.3

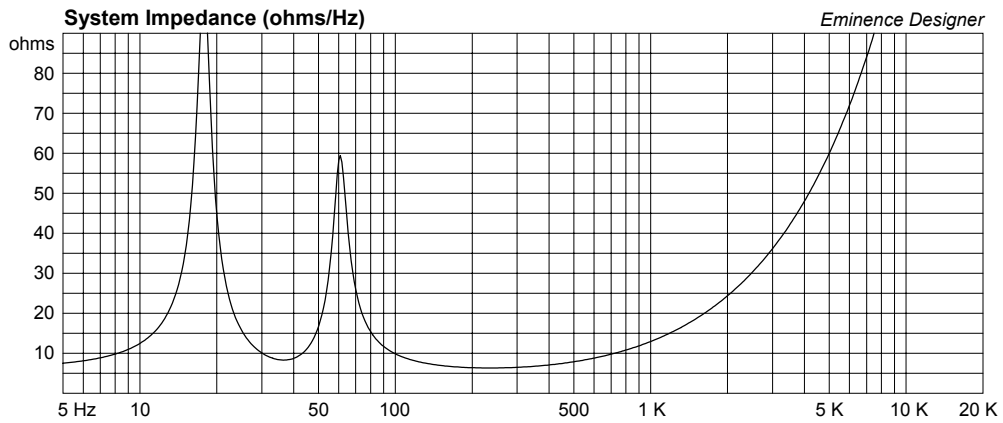
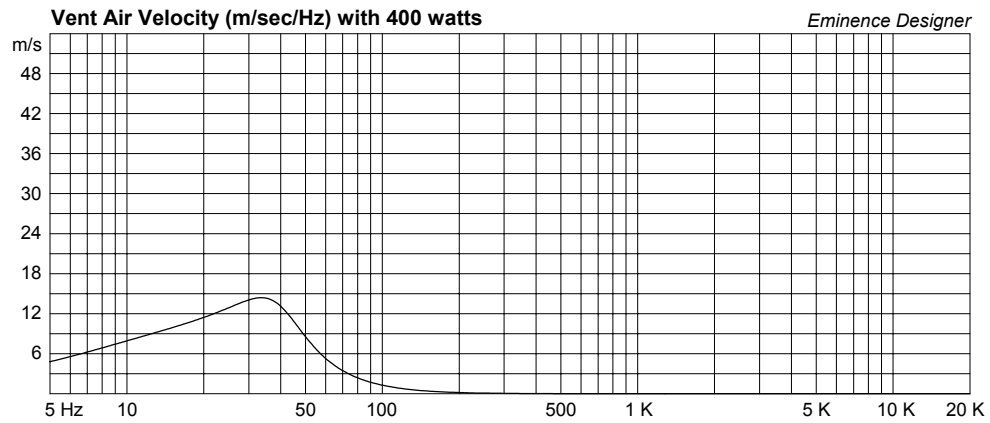
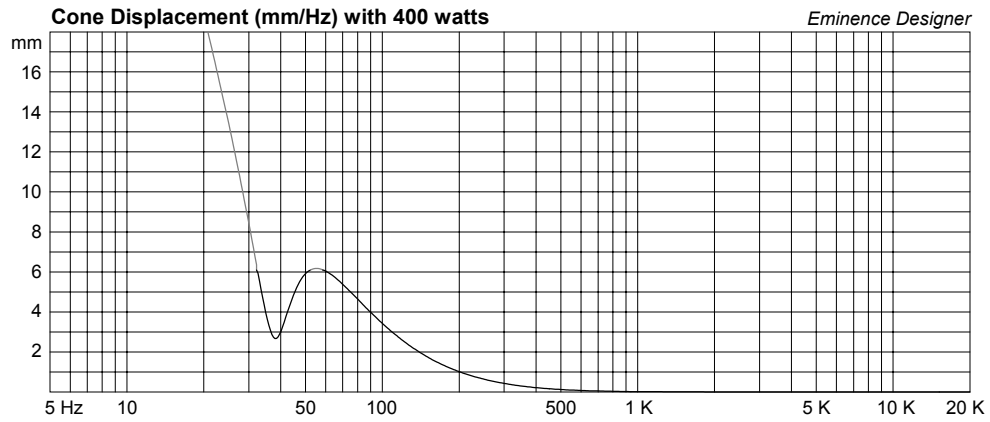
Re = 6.29 ohms

Le = 1.9 mH

Z = 8 ohms

Pe = 650 watts





Sigma Pro18A Max Power Box, Hi Power, Med F3

By McJerry, Eminence Speaker LLC

Displacement and Thermally limited to 650 Watts. Must use a 24 dB per octave high pass filter set to 40 Hz or higher to protect driver from over excursion. Place ports symmetrically around driver.

Box Properties

--Description--

Name:

Type: Vented Box

Shape: Prism, square

--Box Parameters--

Vb = 3 cu.ft

V(total) = 3.396 cu.ft

Fb = 45 Hz

QL = 7

F3 = 57.71 Hz

Fill = minimal

--Vents--

No. of Vents = 4

Vent shape = round

Vent ends = one flush

Dv = 3 in

Lv = 8.803 in

Driver Properties

--Description--

Name: Sigma Pro-18

Type: Standard one-way driver

Company: Eminence Speaker LLC

Comment: Revised NOV 2005

Piston: Paper cone.

Suspension: Cloth surround.

Dust Cap: Solid paper dust cap.

Frame: Diecast aluminum basket.

Voice Coil: 3 inch (76.2 mm) copper.

Magnet: 95 oz ferrite magnet.

--Configuration--

No. of Drivers = 1

--Driver Parameters--

Fs = 28 Hz

Qms = 8.28

Vas = 441.2 liters

Xmax = 6.1 mm

Sd = 1140 sq.cm

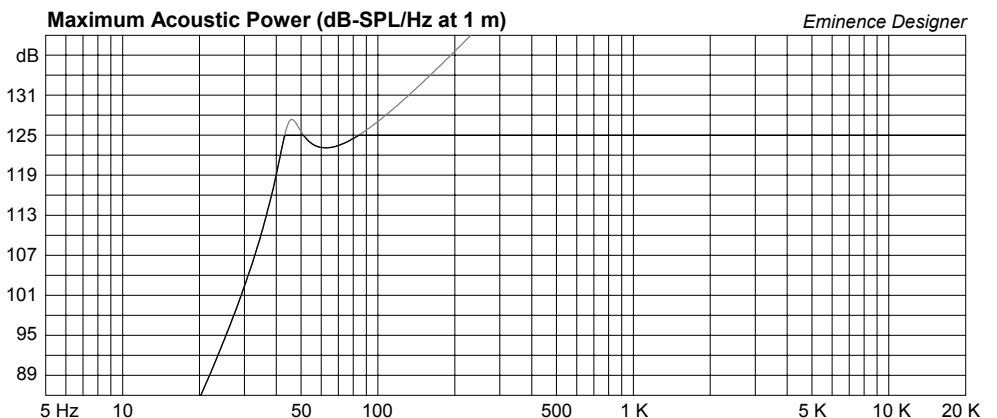
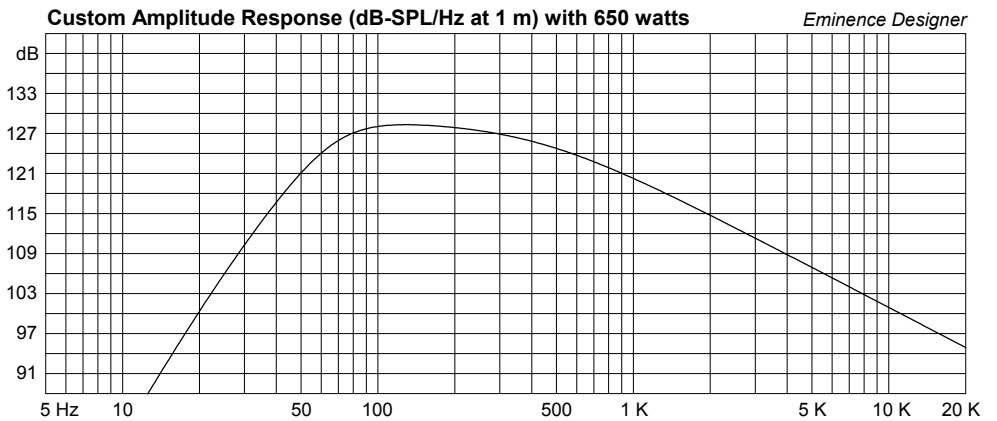
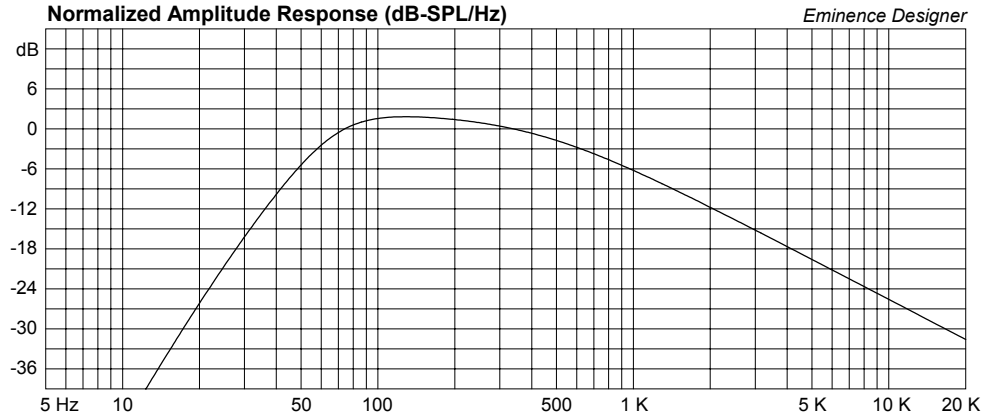
Qes = 0.3

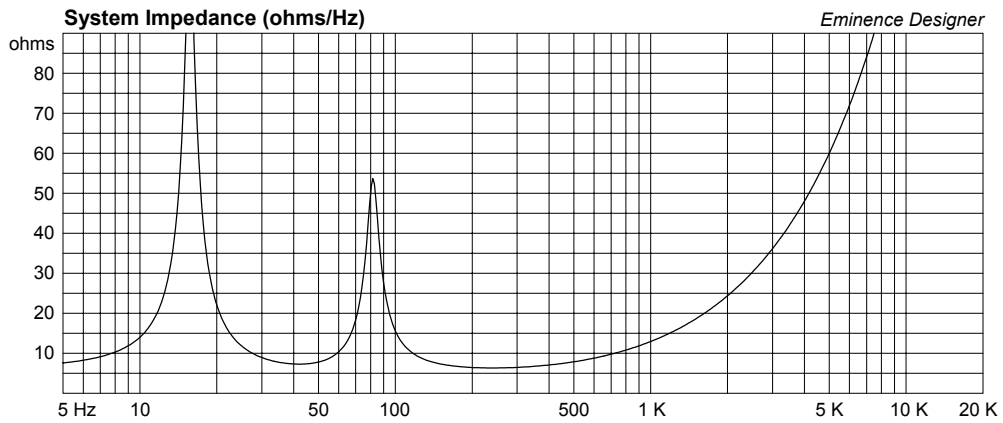
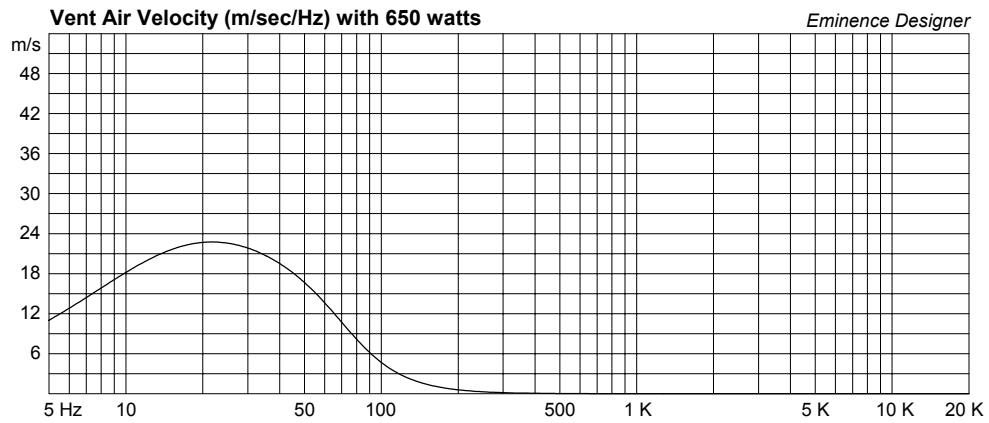
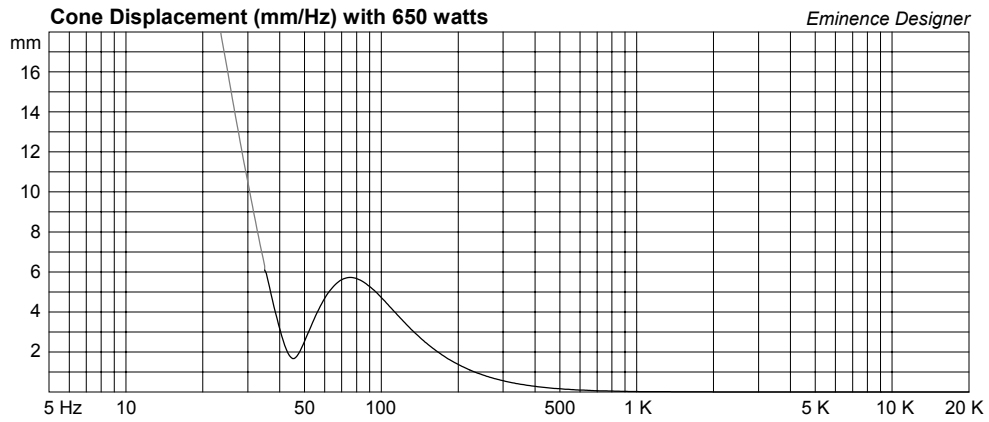
Re = 6.29 ohms

Le = 1.9 mH

Z = 8 ohms

Pe = 650 watts





SigmaPro18A in Med Vented Box, High Power, Med F3

By McJerry, Eminence Speaker LLC

Displacement limited to 600 watts. Must use 24 dB per octave high pass filter set to 35 Hz or higher to protect driver from overexcursion. Place ports symmetrically around driver if possible.

Box Properties

--Description--

Name:

Type: Vented Box

Shape: Prism, square (optimum)

--Box Parameters--

Vb = 4.5 cu.ft

V(total) = 5.049 cu.ft

Fb = 45 Hz

QL = 7

F3 = 48.72 Hz

Fill = minimal

--Vents--

No. of Vents = 4

Vent shape = round

Vent ends = one flush

Dv = 4 in

Lv = 9.805 in

Driver Properties

--Description--

Name: Sigma Pro-18

Type: Standard one-way driver

Company: Eminence Speaker LLC

Comment: Revised NOV 2005

Piston: Paper cone.

Suspension: Cloth surround.

Dust Cap: Solid paper dust cap.

Frame: Diecast aluminum basket.

Voice Coil: 3 inch (76.2 mm) copper.

Magnet: 95 oz ferrite magnet.

--Configuration--

No. of Drivers = 1

--Driver Parameters--

Fs = 28 Hz

Qms = 8.28

Vas = 441.2 liters

Xmax = 6.1 mm

Sd = 1140 sq.cm

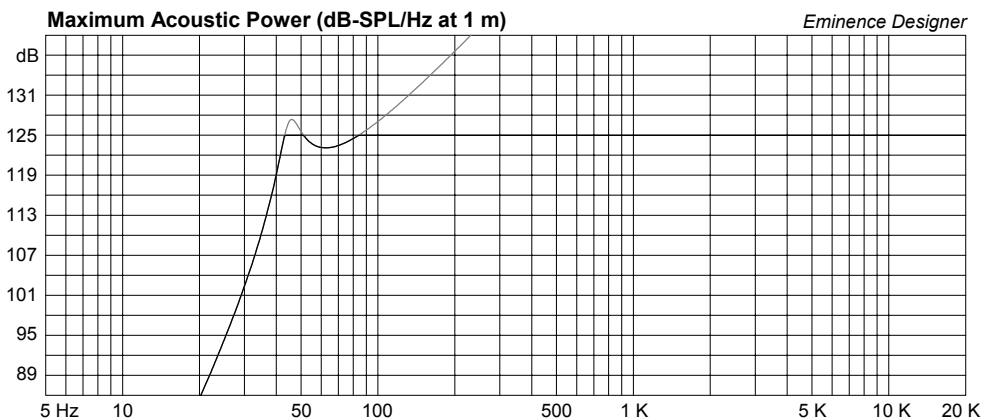
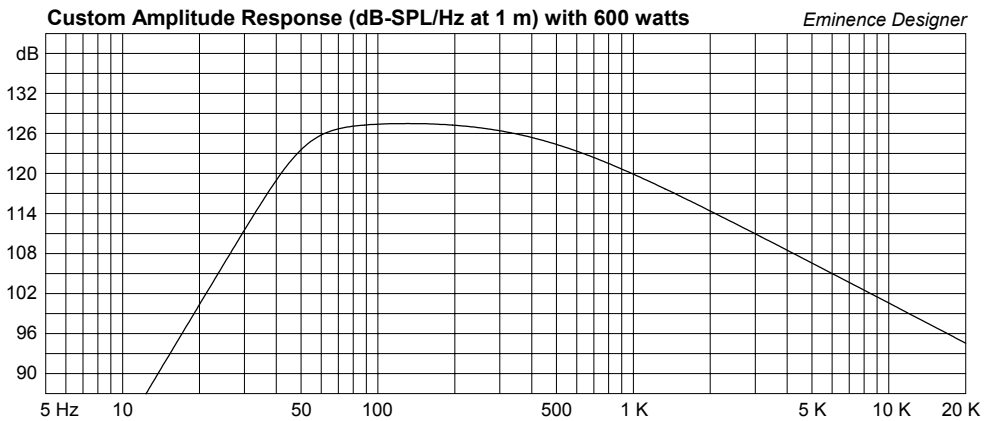
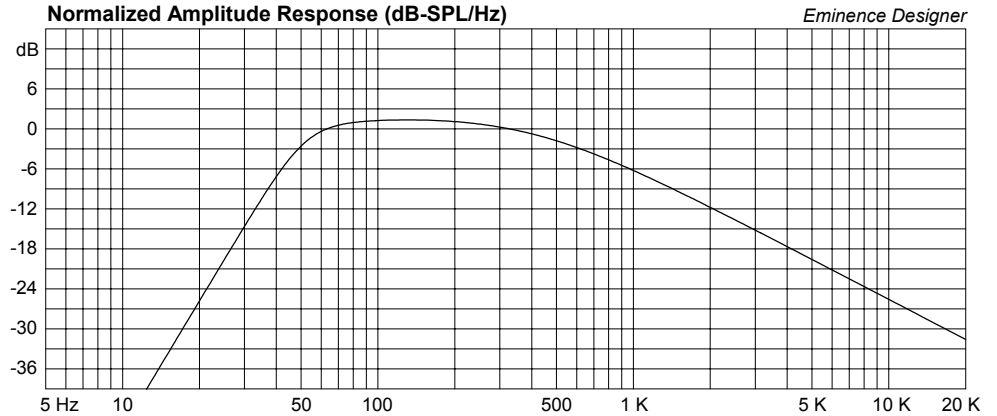
Qes = 0.3

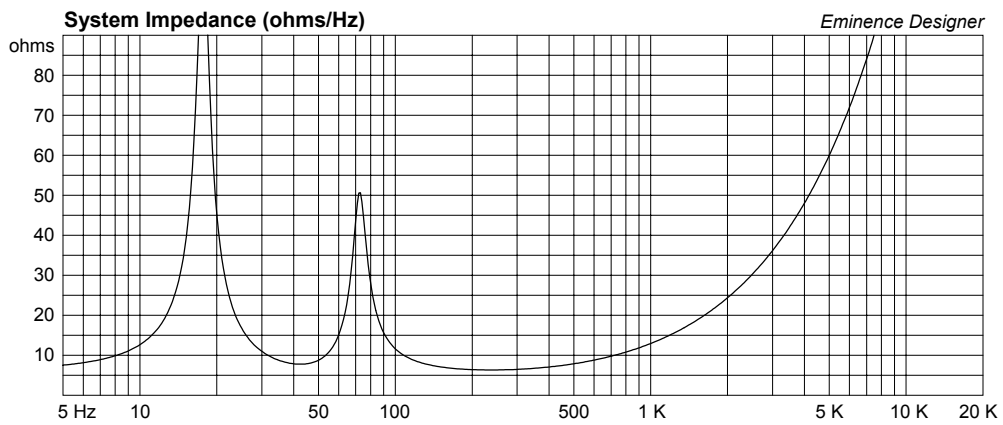
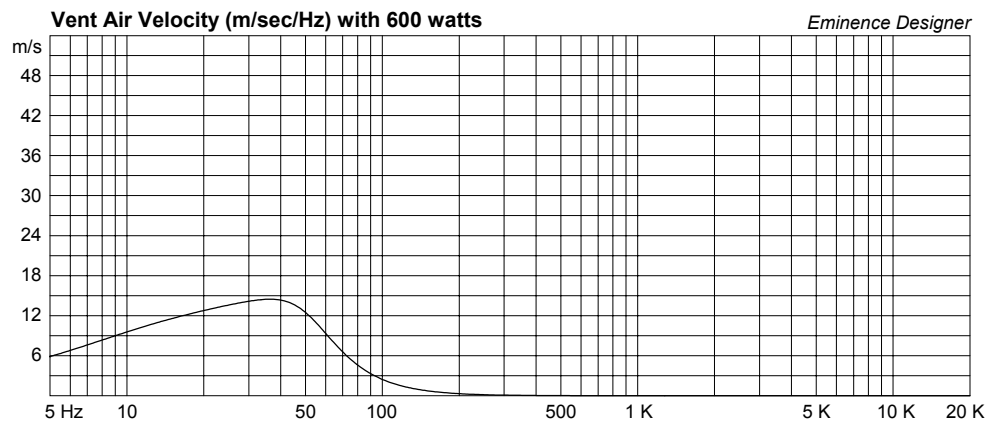
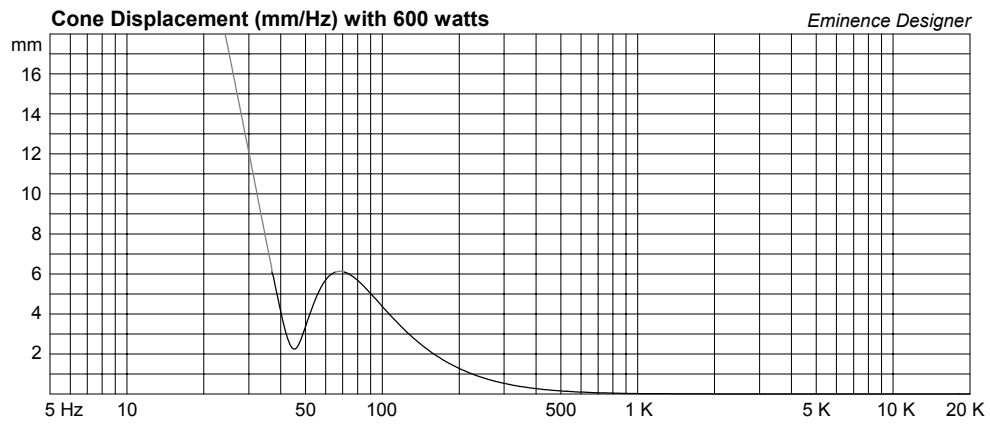
Re = 6.29 ohms

Le = 1.9 mH

Z = 8 ohms

Pe = 650 watts





Dual SigmaPro18A Large PA Subwoofer Cabinet

By McJerry, Eminence Speaker LLC

Displacement limited to 1000 Watts; F3 of 47 Hz. Must use a 24 dB per octave high pass filter set to 35 Hz or higher to protect driver from over excursion.

Box Properties

--Description--

Name:

Type: Vented Box

Shape: Prism, square

--Box Parameters--

Vb = 10 cu.ft

V(total) = 11.12 cu.ft

Fb = 44 Hz

QL = 7

F3 = 46.6 Hz

Fill = minimal

--Vents--

No. of Vents = 2

Vent shape = rectangle

Vent ends = one flush

Hv = 20 in

Wv = 3 in

Lv = 10.9 in

Driver Properties

--Description--

Name: Sigma Pro-18

Type: Standard one-way driver

Company: Eminence Speaker LLC

Comment: Revised NOV 2005

Piston: Paper cone.

Suspension: Cloth surround.

Dust Cap: Solid paper dust cap.

Frame: Diecast aluminum basket.

Voice Coil: 3 inch (76.2 mm) copper.

Magnet: 95 oz ferrite magnet.

--Configuration--

No. of Drivers = 2

Mounting = Standard

Wiring = Parallel

Drivers sum coherently = Yes

--Driver Parameters--

Fs = 28 Hz

Qms = 8.28

Vas = 441.2 liters [882.4]

Xmax = 6.1 mm

Sd = 1140 sq.cm [2280]

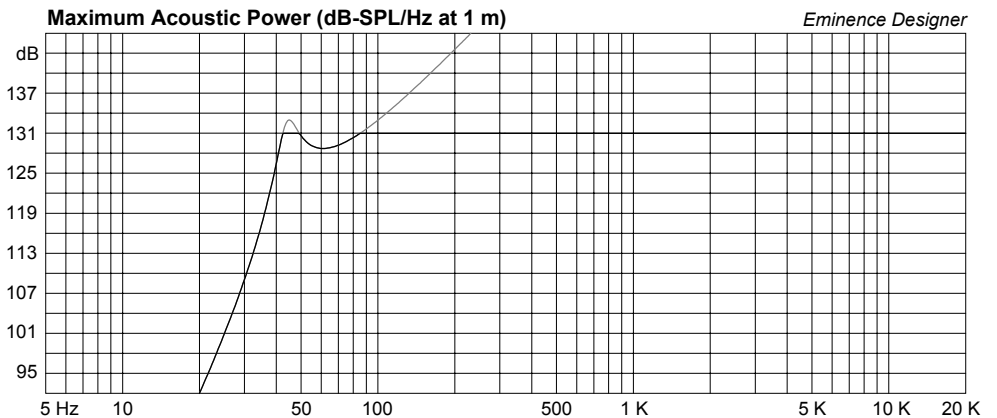
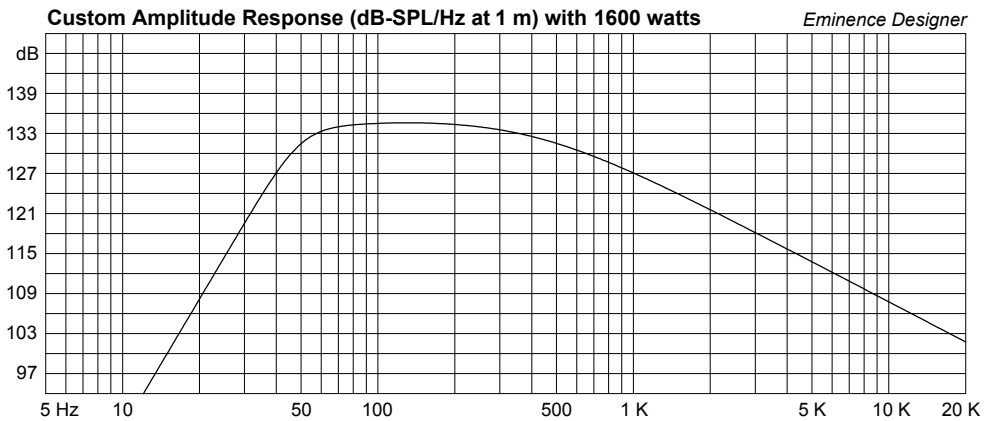
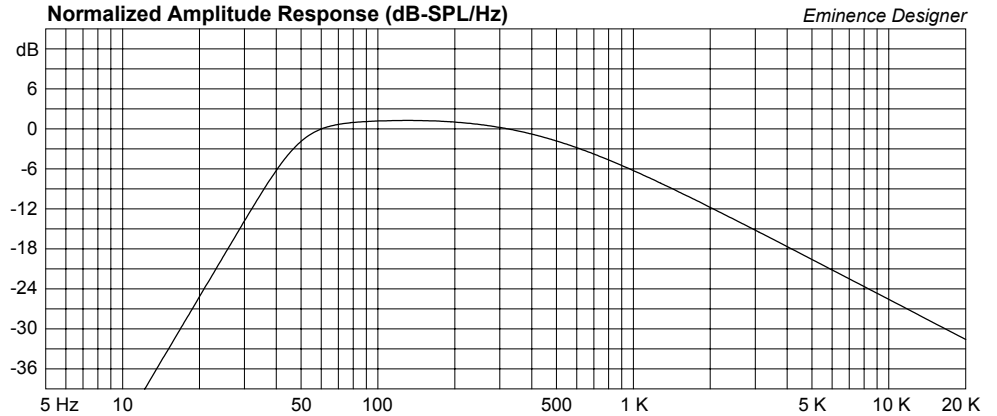
Qes = 0.3

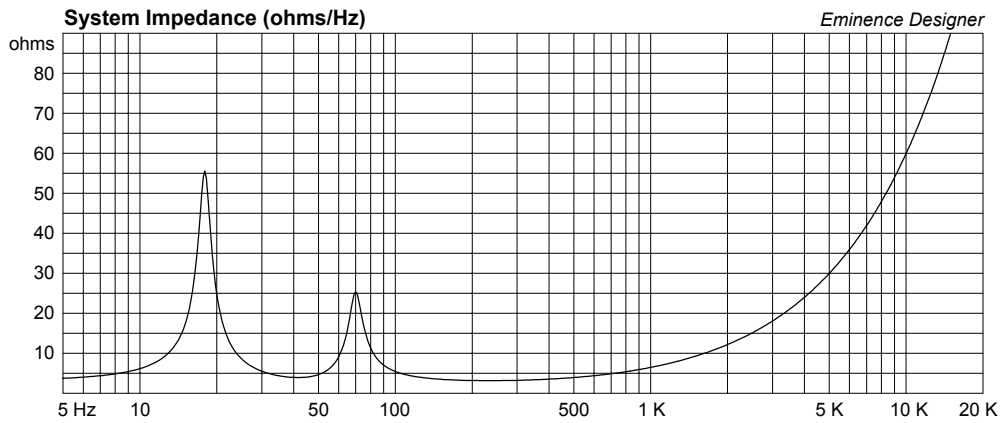
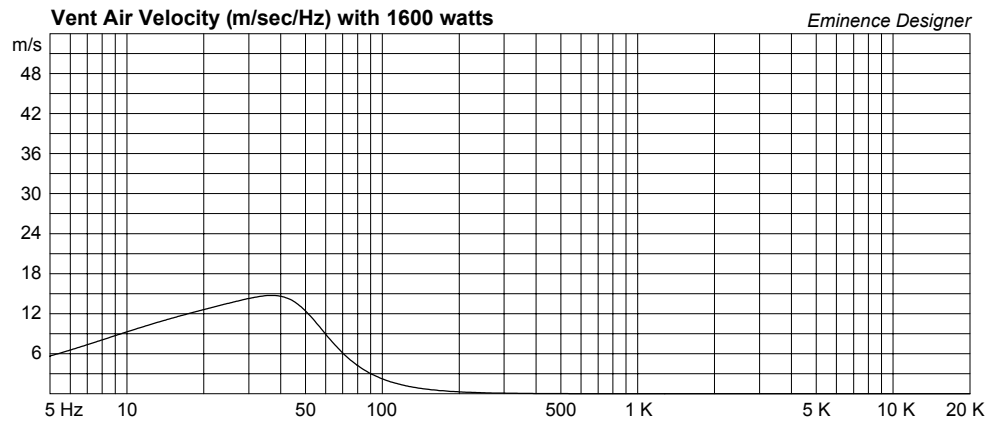
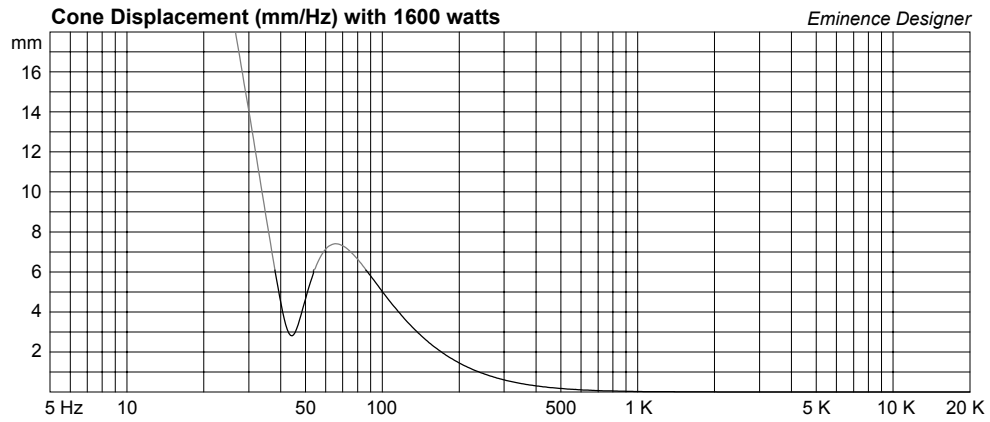
Re = 6.29 ohms [3.145]

Le = 1.9 mH [0.95]

Z = 8 ohms [4]

Pe = 650 watts [1300]





Dual SigmaPro18A High Power PA Woofer Box

By McJerry, Eminence Speaker LLC

Displacement and Thermally limited to 1300 Watts; F3 of 53 Hz. Must use a 24 dB per octave high pass filter set to 40 Hz or higher to protect driver from over excursion. Not really a subwoofer, more of a woofer box.

Box Properties

--Description--

Name:

Type: Vented Box

Shape: Prism, square

--Box Parameters--

Vb = 7.25 cu.ft

V(total) = 8.362 cu.ft

Fb = 46 Hz

QL = 7

F3 = 53.05 Hz

Fill = minimal

--Vents--

No. of Vents = 2

Vent shape = rectangle

Vent ends = one flush

Hv = 20 in

Wv = 2.5 in

Lv = 12.62 in

Driver Properties

--Description--

Name: Sigma Pro-18

Type: Standard one-way driver

Company: Eminence Speaker LLC

Comment: Revised NOV 2005

Piston: Paper cone.

Suspension: Cloth surround.

Dust Cap: Solid paper dust cap.

Frame: Diecast aluminum basket.

Voice Coil: 3 inch (76.2 mm) copper.

Magnet: 95 oz ferrite magnet.

--Configuration--

No. of Drivers = 2

Mounting = Standard

Wiring = Parallel

Drivers sum coherently = Yes

--Driver Parameters--

Fs = 28 Hz

Qms = 8.28

Vas = 441.2 liters [882.4]

Xmax = 6.1 mm

Sd = 1140 sq.cm [2280]

Qes = 0.3

Re = 6.29 ohms [3.145]

Le = 1.9 mH [0.95]

Z = 8 ohms [4]

Pe = 650 watts [1300]

