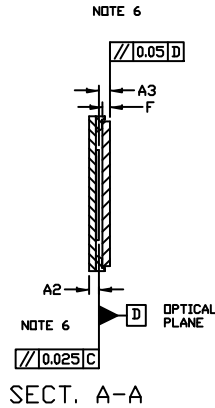
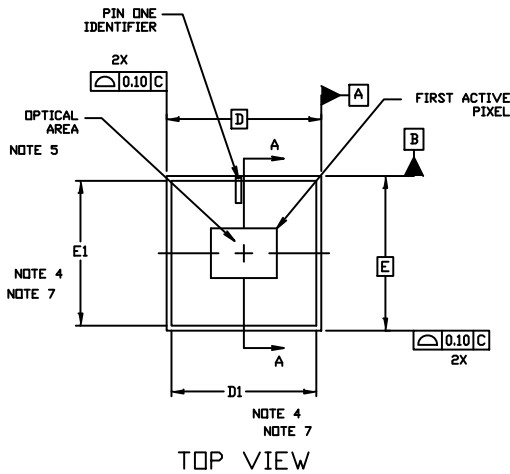




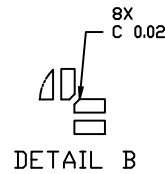
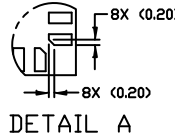
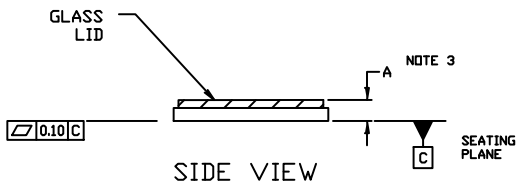
PLCC48 11.43x11.43
CASE 776AL
ISSUE A

DATE 21 DEC 2017

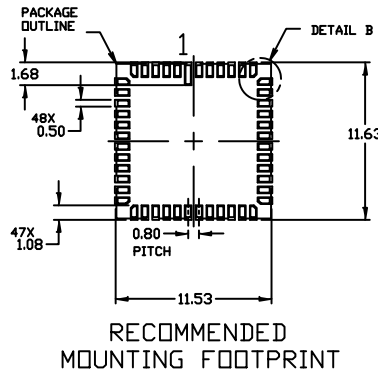
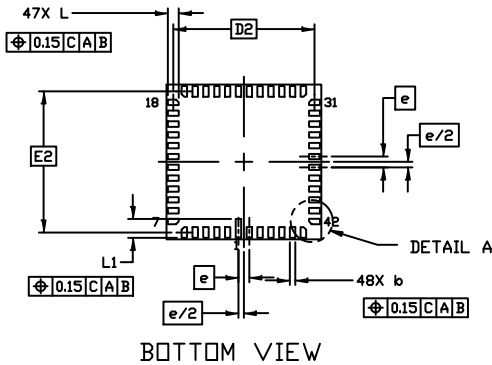


NOTES:

1. DIMENSIONING AND TOLERANCING PER ASME Y14.5M, 1994.
2. CONTROLLING DIMENSION: MILLIMETERS
3. DIMENSION A INCLUDES THE PACKAGE BODY AND LID BUT DOES NOT INCLUDE HEATSINKS OR OTHER ATTACHED FEATURES.
4. THE LID DEFINED BY DIMENSIONS D1 AND E1 MUST BE LOCATED WITHIN DIMENSIONS D AND E.
5. MAXIMUM ROTATION OF OPTICAL AREA RELATIVE TO D AND E WILL BE 0.5°. OPTICAL AREA IS DEFINED BY THE ACTIVE PIXEL ARRAY AND FIRST ACTIVE PIXEL DEFINITIONS.
6. PARALLELISM APPLIES ONLY TO THE OPTICAL AREA.
7. OPTICAL CENTER OFFSET WITH RESPECT TO THE PACKAGE CENTER IS X=0.00 MICRONS, Y=0.00 MICRONS ±75 MICRONS.



| DIM | MILLIMETERS | |
|-----|-------------|-------|
| | MIN. | MAX. |
| A | 1.385 | 1.658 |
| A2 | 0.65 | 0.80 |
| A3 | 0.80 | 0.82 |
| b | 0.35 | 0.45 |
| D | 11.43 BSC | |
| D1 | 10.65 | 10.75 |
| D2 | 10.43 BSC | |
| E | 11.43 BSC | |
| E1 | 10.65 | 10.75 |
| E2 | 10.43 BSC | |
| e | 0.80 BSC | |
| F | 0.50 | 0.60 |
| L | 0.75 | 0.85 |
| L1 | 1.80 | 1.90 |



| | | |
|------------------|---------------------------|--|
| DOCUMENT NUMBER: | 98AON93134F | Electronic versions are uncontrolled except when accessed directly from the Document Repository. Printed versions are uncontrolled except when stamped "CONTROLLED COPY" in red. |
| STATUS: | ON SEMICONDUCTOR STANDARD | |
| REFERENCE: | | |
| DESCRIPTION: | PLCC48 11.43X11.43 | PAGE 1 OF 2 |

