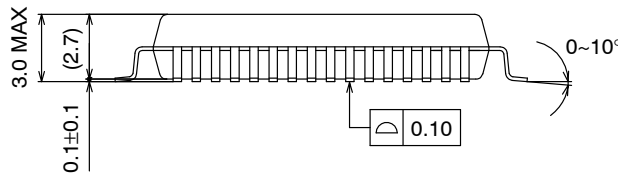
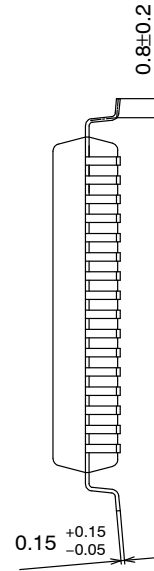
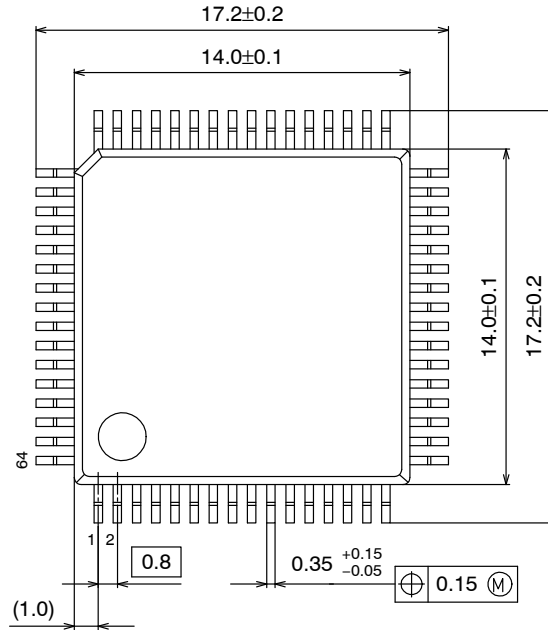
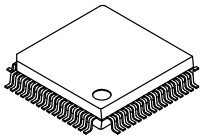


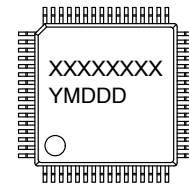
MECHANICAL CASE OUTLINE
PACKAGE DIMENSIONS

PQFP64 14x14 / QIP64E
CASE 122BP
ISSUE A

DATE 07 NOV 2013



GENERIC MARKING DIAGRAM*



XXXXX = Specific Device Code
 Y = Year
 M = Month
 DDD = Additional Traceability Data

*This information is generic. Please refer to device data sheet for actual part marking. Pb-Free indicator, "G" or microdot "▪", may or may not be present.

DOCUMENT NUMBER:	98AON66020E	Electronic versions are uncontrolled except when accessed directly from the Document Repository. Printed versions are uncontrolled except when stamped "CONTROLLED COPY" in red.
STATUS:	ON SEMICONDUCTOR STANDARD	
NEW STANDARD:		
DESCRIPTION:	PQFP64 / QIP64E 14X14	PAGE 1 OF 3

