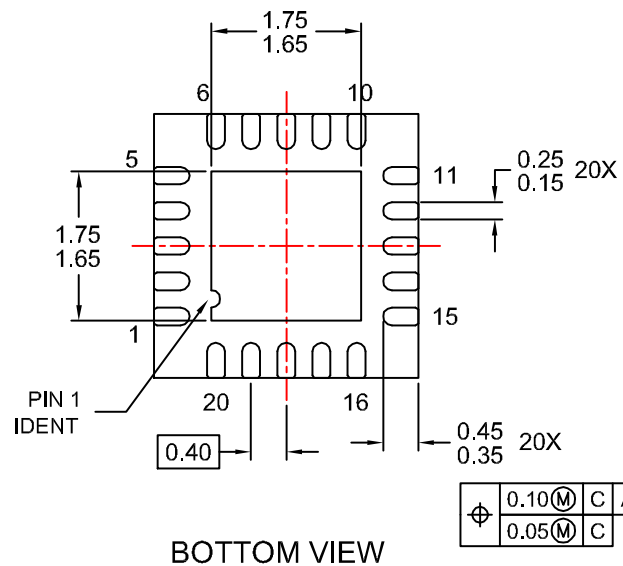
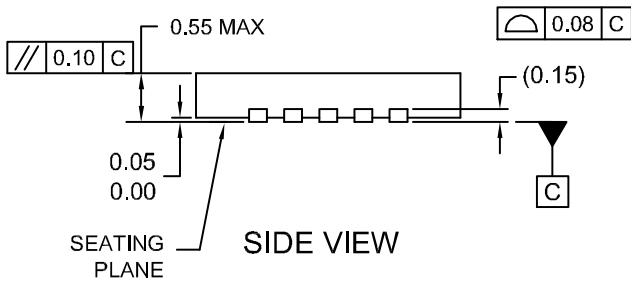
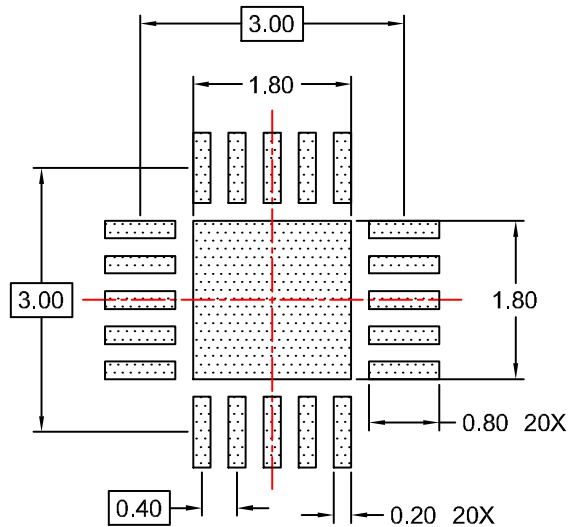
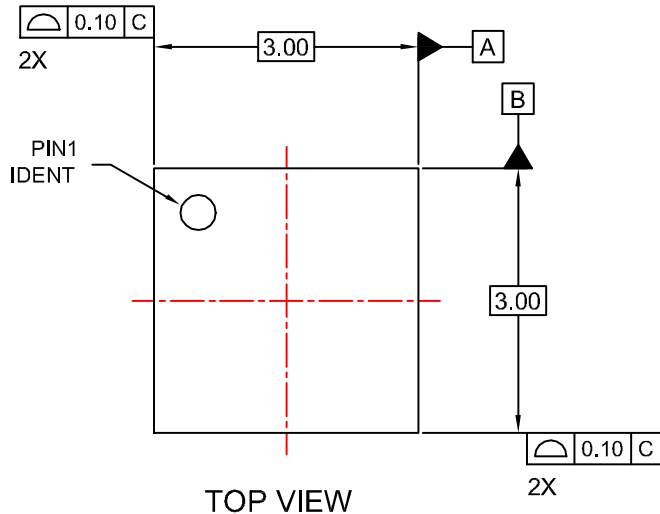


UQFN20 3x3, 0.4P
CASE 523BG
ISSUE O

DATE 31 OCT 2016



NOTES:

- A. PACKAGE CONFORMS TO JEDEC MO-248 VARIATION UEEE.
- B. DIMENSIONS ARE IN MILLIMETERS.
- C. DIMENSIONS AND TOLERANCES PER ASME Y14.5M, 1994.
- D. LAND PATTERN RECOMMENDATION IS FROM PCB MATRIX CALCULATOR V2009.

DOCUMENT NUMBER:	98AON13710G	Electronic versions are uncontrolled except when accessed directly from the Document Repository. Printed versions are uncontrolled except when stamped "CONTROLLED COPY" in red.
STATUS:	ON SEMICONDUCTOR STANDARD	
NEW STANDARD:		
DESCRIPTION:	UQFN20 3x3, 0.4P	PAGE 1 OF 2

