


THYRISTORS

- GLASS PASSIVATED CHIP
- POSSIBILITY OF MOUNTING ON PRINTED CIRCUIT


DESCRIPTION

SCR's designed for motor control, heating controls, power supplies...

ABSOLUTE RATINGS (limiting values)

Symbol	Parameter		TYN		Unit
			225 to 825	1025 - 1225	
$I_{T(RMS)}$	RMS on-state Current (1)	$T_c = 90\text{ }^\circ\text{C}$	25		A
$I_{T(AV)}$	Mean on-state Current (1)	$T_c = 90\text{ }^\circ\text{C}$	16		A
I_{TSM}	Non Repetitive Surge Peak on-state Current (T_j initial = $25\text{ }^\circ\text{C}$) (2)	$t = 8.3\text{ ms}$	315	260	A
		$t = 10\text{ ms}$	300	250	
I^2t	I^2t Value for Fusing	$t = 10\text{ ms}$	450	310	A^2s
di/dt	Critical Rate of Rise of on-state Current (3)		100		$\text{A}/\mu\text{s}$
T_{stg} T_j	Storage and Operating Junction Temperature Range		- 40 to 125		$^\circ\text{C}$
			- 40 to 125		$^\circ\text{C}$

Symbol	Parameter	TYN						Unit
		225	425	625	825	1025	1225	
V_{DRM} V_{RRM}	Repetitive Peak off-state Voltage (4)	200	400	600	800	1000	1200	V

(1) Single phase circuit, 180° conduction angle.

(2) Half sine wave.

(3) $I_G = 400\text{ mA}$ $di_G/dt = 1\text{ A}/\mu\text{s}$.

(4) $T_j = 125\text{ }^\circ\text{C}$.

THERMAL RESISTANCES

Symbol	Parameter	Value	Unit
$R_{th(j-c)}$	Junction-case for D.C.	1.5	$^\circ\text{C}/\text{W}$
$R_{th(j-a)}$	Junction-ambient	60	$^\circ\text{C}/\text{W}$

GATE CHARACTERISTICS (maximum values)

$P_{GM} = 20 \text{ W}$ ($t_p = 20 \mu\text{s}$)

$I_{FGM} = 2 \text{ A}$ ($t_p = 20 \mu\text{s}$)

$V_{RGM} = 5 \text{ V}$

$P_{G(AV)} = 0.5 \text{ W}$

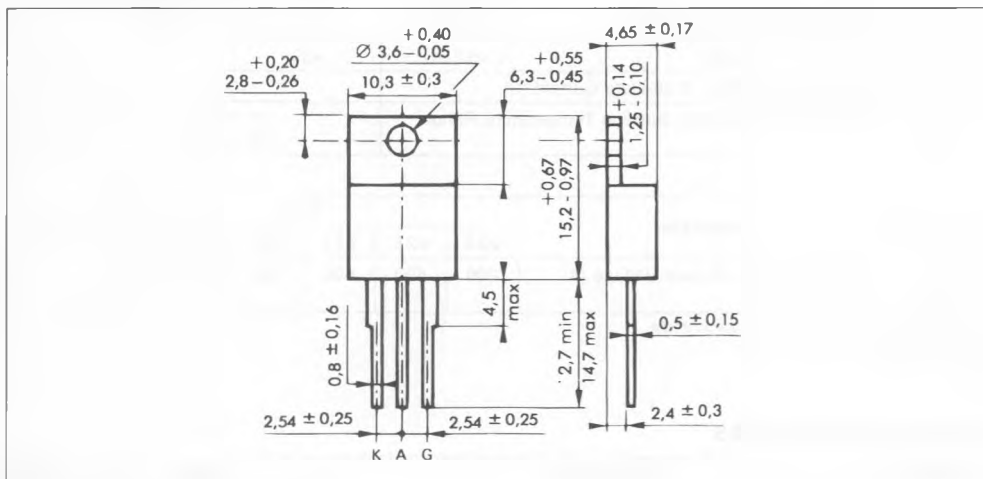
$V_{FGM} = 15 \text{ V}$ ($t_p = 20 \mu\text{s}$)

ELECTRICAL CHARACTERISTICS

Symbol	Test Conditions			Min.	Typ.	Max.	Unit
I_{GT}	$T_j = 25 \text{ }^\circ\text{C}$ Pulse Duration > 20 μs	$V_D = 12 \text{ V}$	$R_L = 33 \text{ } \Omega$			40	mA
V_{GT}	$T_j = 25 \text{ }^\circ\text{C}$ Pulse Duration > 20 μs	$V_D = 12 \text{ V}$	$R_L = 33 \text{ } \Omega$			1.5	V
V_{GD}	$T_j = 125 \text{ }^\circ\text{C}$	$V_D = V_{DRM}$	$R_L = 3.3 \text{ k}\Omega$	0.2			V
I_H	$T_j = 25 \text{ }^\circ\text{C}$	$I_T = 100 \text{ mA}$	Gate Open			50	mA
I_L	$T_j = 25 \text{ }^\circ\text{C}$ Pulse Duration > 20 μs	$V_D = 12 \text{ V}$	$I_G = 80 \text{ mA}$		80		mA
V_{TM}	$T_j = 25 \text{ }^\circ\text{C}$	$I_{TM} = 50 \text{ A}$	$t_p = 10 \text{ ms}$			1.6	V
I_{DRM}	$T_j = 125 \text{ }^\circ\text{C}$	V_{DRM} Specified	TYN 225 → 825	0.2	2.5	mA	
			TYN 1025 - 1225	0.5	5		
I_{RRM}	$T_j = 125 \text{ }^\circ\text{C}$	V_{RRM} Specified	TYN 225 → 825	0.2	2.5	mA	
			TYN 1025 - 1225	0.5	5		
t_{gt}	$T_j = 25 \text{ }^\circ\text{C}$ $I_G = 80 \text{ mA}$	$V_D = V_{DRM}$ $di_G/dt = 0.85 \text{ A}/\mu\text{s}$	$I_T = 50 \text{ A}$		2		μs
t_q	$T_j = 125 \text{ }^\circ\text{C}$ $V_D = 67 \% V_{DRM}$ Gate Open	$I_T = 50 \text{ A}$ $di/dt = 30 \text{ A}/\mu\text{s}$	$V_R = 25 \text{ V}$ $dv/dt = 50 \text{ V}/\mu\text{s}$		70		μs
dv/dt^*	$T_j = 125 \text{ }^\circ\text{C}$ Linear Slope up to $V_D = 67 \% V_{DRM}$	Gate Open	TYN 225 → 825	500	750	V/ μs	
			TYN 1025 - 1225	250	500		

* For higher guaranteed values, please consult us.

PACKAGE MECHANICAL DATA : TO 220 AB Plastic



Cooling method : by conduction (method C)

Marking : type number

Weight : 2 g

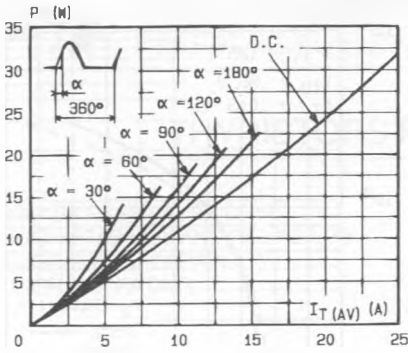


Fig. 1 - Maximum mean power dissipation versus mean on-state current.

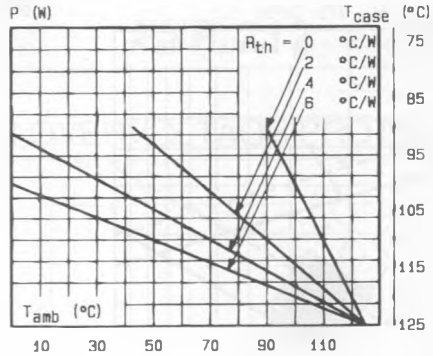


Fig. 2 - Correlation between maximum mean power dissipation and maximum allowable temperatures (T_{amb} and T_{case}) for different thermal resistances heatsink + contact.

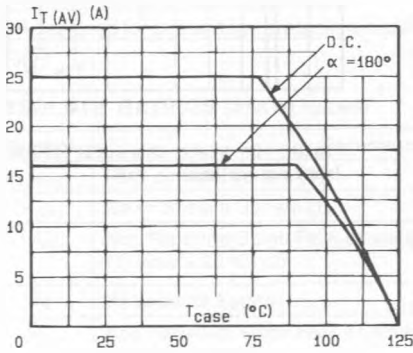


Fig. 3 - Mean on-state current versus case temperature.

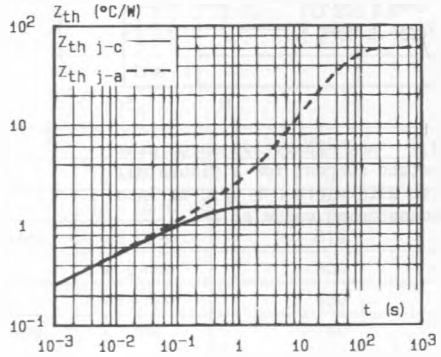


Fig. 4 - Thermal transient impedance junction to case and junction to ambient versus pulse duration.

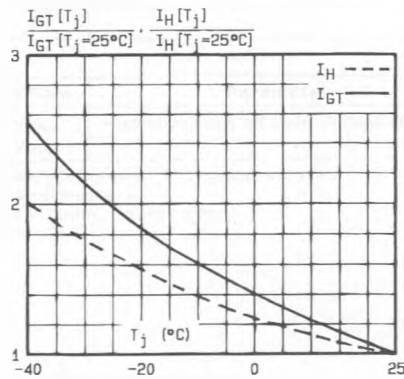


Fig. 5 - Relative variation of gate trigger current and holding current versus junction temperature.

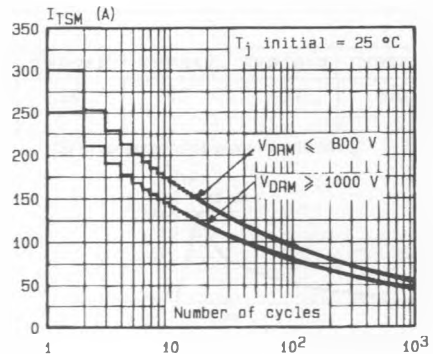


Fig. 6 - Non repetitive surge peak on-state current versus number of cycles.

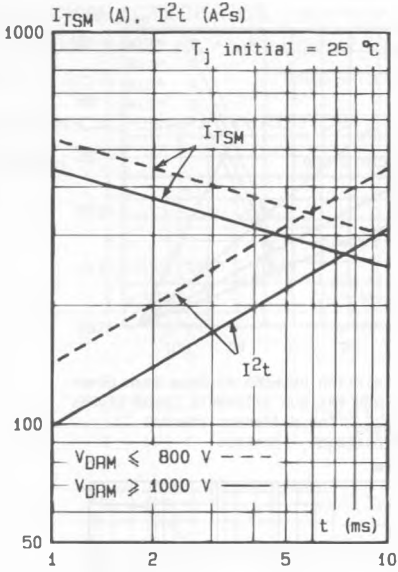


Fig.7 - Non repetitive surge peak on-state current for a sinusoidal pulse with width : $t \leq 10 \text{ ms}$, and corresponding value of I^2t .

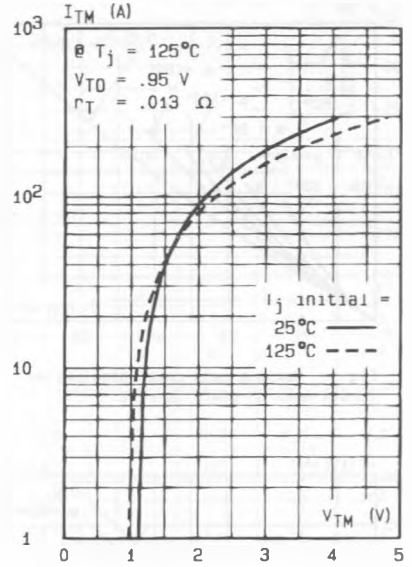


Fig.8 - On-state characteristics (maximum values).